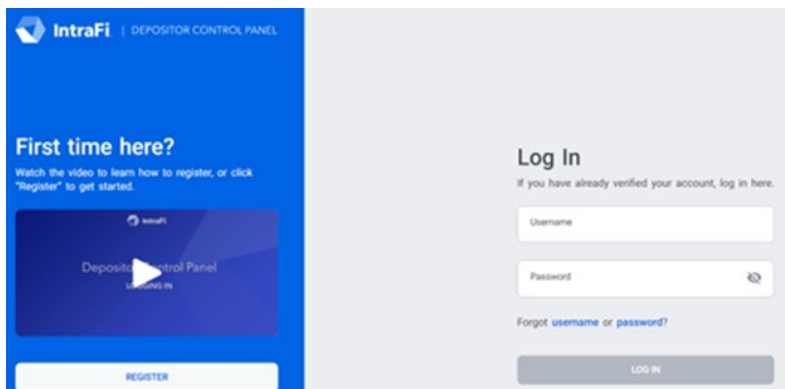


INTRAFI DEPOSITOR CONTROL PANEL: GETTING STARTED

The Depositor Control Panel (DCP) is a secure website created to help you manage your IntraFi Cash Service account(s). Use the DCP to:

- **Check balances:** Check your balance at each destination institution, including principal and accrued interest.
- **View destination institutions:** View the list of institutions where your funds are placed. The list does not contain institutions you have previously excluded.
- **Review and manage daily fund placements:** Review the proposed placement of funds for that business day. You may review and reject any placement on the Proposed Placement List. The Depositor Placement Review is available each business day from 3:00 to 3:15 p.m. ET.
- **Track program withdrawals:** Keep track of your monthly program withdrawals, if applicable.
- **View transaction history:** View the list of transactions for your account, including deposits, withdrawals, and capitalizations, over the last 45 days. Balance and interest rate history for the past 45 days are also available.



HOW TO ACCESS THE DCP

NAVIGATE TO THE DCP

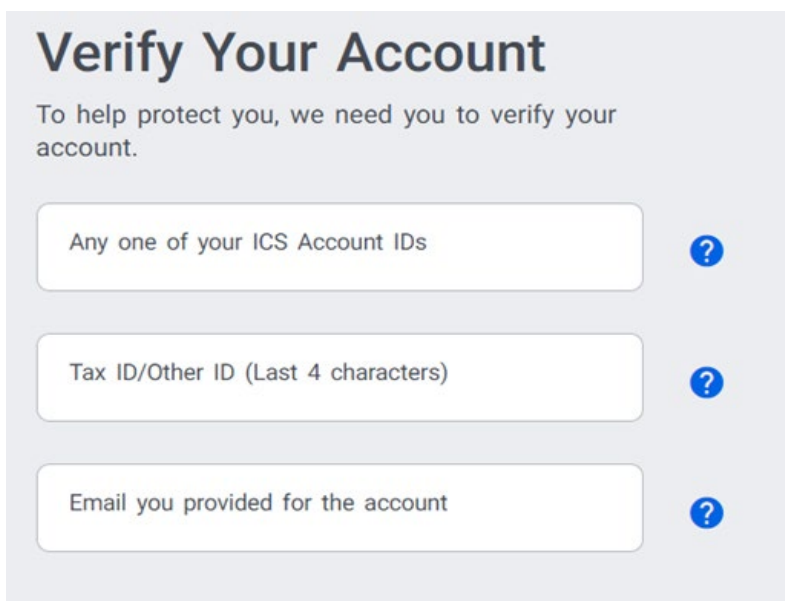
1. Type www.depositorcontrol.com into your browser.

LOG IN OR GET STARTED

1. If you already have a verified account, enter your username, password, and click *Log In*.
2. If you are creating a new DCP account, click *Register*.
3. If you forgot your username or password, refer to the Resetting Your Password Quick Reference Guide.

VERIFYING YOUR ACCOUNT

1. Enter the applicable information to verify the account, including:
 - Any of your ICS account IDs.
 - Last four digits of your Tax ID number.
 - Email address associated with the account.




Create Your Username and Password


To access the accounts associated to you, you must first create a Depositor Control Panel account

First Name

Last Name

Username

Password 

Verify Password 

VERIFY AND CREATE MY ACCOUNT

Already verified your account? [Log In](#)

CREATE YOUR USERNAME AND PASSWORD

1. Enter your first and last name.
2. Create a username and password.
3. Click *Verify and Create My Account*.
4. Receive an email from no-reply@depositorcontrol.com to verify your account.
5. Check your spam folder if you do not receive the email.
6. Click the verification link in the email and the system will return to the login screen.
7. Enter your username and password and get started.

Deposit placement through CDARS or ICS is subject to the terms, conditions, and disclosures in applicable agreements. Although deposits are placed in increments that do not exceed the FDIC standard maximum deposit insurance amount (“SMDIA”) at any one destination bank, a depositor’s balances at the institution that places deposits may exceed the SMDIA (e.g., before settlement for deposits or after settlement for withdrawals) or be uninsured (if the placing institution is not an insured bank). The depositor must make any necessary arrangements to protect such balances consistent with applicable law and must determine whether placement through CDARS or ICS satisfies any restrictions on its deposits. A list identifying IntraFi network banks appears at <https://www.intrafi.com/network-banks>. The depositor may exclude banks from eligibility to receive its funds. IntraFi and ICS are registered service marks, and the IntraFi hexagon and IntraFi logo are service marks, of IntraFi Network LLC.