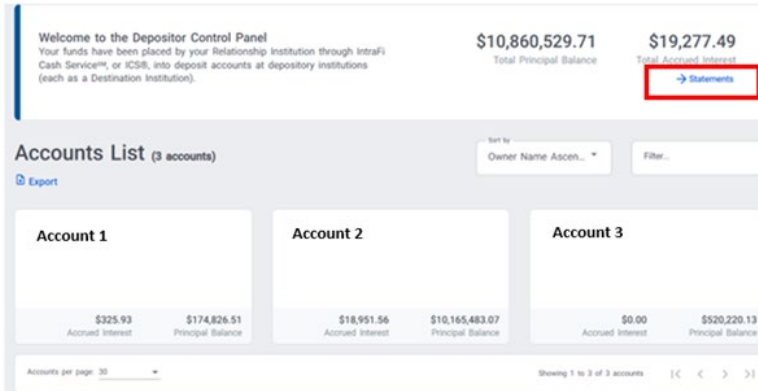


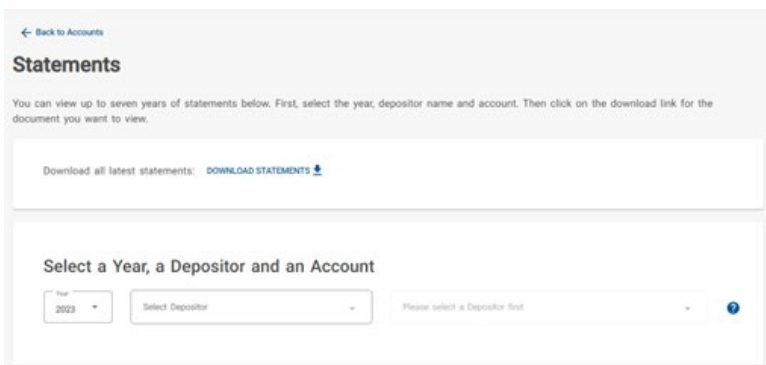
INTRAFI DEPOSITOR CONTROL PANEL: STATEMENTS

The Depositor Control Panel (DCP) is a secure website created to help you manage your IntraFi Cash Service account(s). This guide explains how to access electronic versions of your monthly statements.



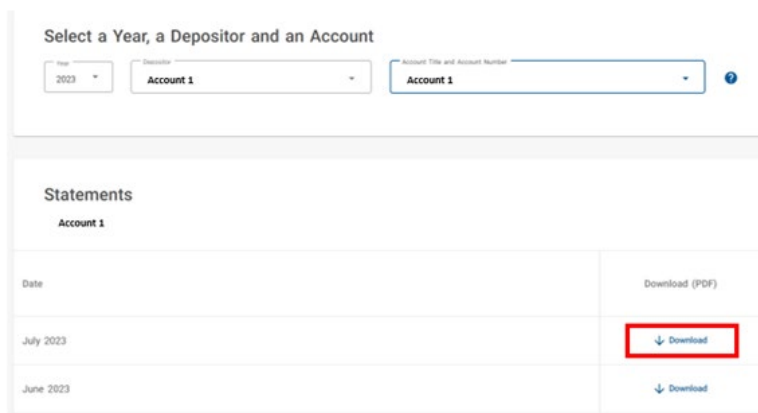
DCP HOME PAGE

1. Click *Statements* from the DCP home page.

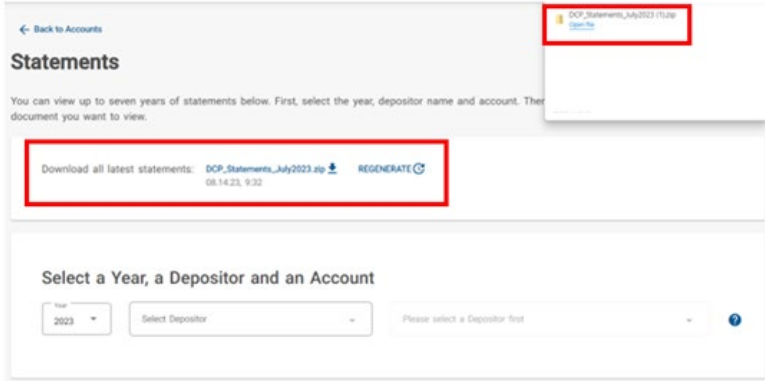


View and download up to seven years of statements.

2. Select the year, depositor name, and account.



3. Click the *Download* link for the document you want to view.



Download and generate a zip file of all latest statements.

1. Click *Download all latest statements* in the middle of the screen.
2. Select *Open File* from the download window at the top.
3. Click *Open File*.

PDF statements for each account will appear.

Deposit placement through CDARS or ICS is subject to the terms, conditions, and disclosures in applicable agreements. Although deposits are placed in increments that do not exceed the FDIC standard maximum deposit insurance amount (“SMDIA”) at any one destination bank, a depositor’s balances at the institution that places deposits may exceed the SMDIA (e.g., before settlement for deposits or after settlement for withdrawals) or be uninsured (if the placing institution is not an insured bank). The depositor must make any necessary arrangements to protect such balances consistent with applicable law and must determine whether placement through CDARS or ICS satisfies any restrictions on its deposits. A list identifying IntraFi network banks appears at <https://www.intrafi.com/network-banks>. The depositor may exclude banks from eligibility to receive its funds. IntraFi and ICS are registered service marks, and the IntraFi hexagon and IntraFi logo are service marks, of IntraFi Network LLC.