

Fidelity® Investments Money Market Funds

Government Portfolio

Class/Ticker

I/FIGXX

Money Market Portfolio

Class/Ticker

I/FMPXX

Tax-Exempt Portfolio

Class/Ticker

I/FTCXX

Treasury Only Portfolio

Class/Ticker

I/FSIXX

Treasury Portfolio

Class/Ticker

I/FISXX

Prospectus

May 30, 2024

Like securities of all mutual funds, these securities have not been approved or disapproved by the Securities and Exchange Commission, and the Securities and Exchange Commission has not determined if this prospectus is accurate or complete. Any representation to the contrary is a criminal offense.



245 Summer Street, Boston, MA 02210

Contents

Fund Summary	3	Government Portfolio
	8	Money Market Portfolio
	13	Tax-Exempt Portfolio
	18	Treasury Only Portfolio
	23	Treasury Portfolio
Fund Basics	28	Investment Details
	34	Valuing Shares
Shareholder Information	35	Additional Information about the Purchase and Sale of Shares
	40	Converting Shares
	40	Exchanging Shares
	41	Account Features and Policies
	43	Dividends and Capital Gain Distributions
	44	Tax Consequences
Fund Services	46	Fund Management
	47	Fund Distribution
Appendix	49	Financial Highlights

Fund Summary

Fund/**Class:**
Government Portfolio/**I**

Investment Objective

Government Portfolio seeks to obtain as high a level of current income as is consistent with the preservation of principal and liquidity within the limitations prescribed for the fund.

Fee Table

The following table describes the fees and expenses that may be incurred

when you buy, hold, and sell shares of the fund. **In addition to the fees and expenses described below, your broker may also require you to pay other fees, such as brokerage commissions on purchases and sales of certain classes of shares of the fund and other fees to financial intermediaries, which are not reflected in the tables and examples below.**

Shareholder fees (fees paid directly from your investment)

None

Annual Operating Expenses (expenses that you pay each year as a % of the value of your investment)

Management fee	0.14%
Distribution and/or Service (12b-1) fees	None
Other expenses	0.07%
Total annual operating expenses	0.21%
Fee waiver and/or expense reimbursement	0.03% ^A

Total annual operating expenses after fee waiver and/or expense reimbursement

0.18%

^A Fidelity Management & Research Company LLC (FMR) has contractually agreed to reimburse Class I of the fund to the extent that total operating expenses (excluding interest, certain taxes, fees and expenses of the Independent Trustees, proxy and shareholder meeting expenses, extraordinary expenses, and acquired fund fees and expenses (including fees and expenses associated with a wholly owned subsidiary), if any, as well as non-operating expenses such as brokerage commissions and fees and expenses associated with the fund's securities lending program, if applicable), as a percentage of its average net assets, exceed 0.18% (the Expense Cap). If at any time during the current fiscal year expenses for Class I of the fund fall below the Expense Cap, FMR reserves the right to recoup through the end of the fiscal year any expenses that were reimbursed during the current fiscal year up to, but not in excess of, the Expense Cap. This arrangement will remain in effect through July 31, 2025. FMR may not terminate this arrangement before the expiration date without the approval of the Board of Trustees and may extend it in its discretion after that date.

This **example** helps compare the

cost of investing in the fund with the

Fund Summary – continued

cost of investing in other funds.

Let's say, hypothetically, that the annual return for shares of the fund is 5% and that the fees and the annual operating expenses for shares of the fund are exactly as described in the fee table. This example illustrates the effect of fees and expenses, but is not

meant to suggest actual or expected fees and expenses or returns, all of which may vary. For every \$10,000 you invested, here's how much you would pay in total expenses if you sell all of your shares at the end of each time period indicated:

1 year	\$ 18
3 years	\$ 64
5 years	\$ 114
10 years	\$ 264

Principal Investment Strategies

- Normally investing at least 99.5% of total assets in cash, U.S. Government securities and/or repurchase agreements that are collateralized fully (i.e., collateralized by cash or government securities).
- Investing in U.S. Government securities issued by entities that are chartered or sponsored by Congress but whose securities are neither issued nor guaranteed by the U.S. Treasury.
- Investing in compliance with industry-standard regulatory requirements for money market funds for the quality, maturity, liquidity, and diversification of investments.

In addition, the fund normally invests at least 80% of its assets in U.S. Government securities and repurchase

agreements for those securities.

Principal Investment Risks

- *Interest Rate Changes.*
Interest rate increases can cause the price of a money market security to decrease.
- *Income Risk.*
A low or negative interest rate environment can adversely affect the fund's yield.
- *Issuer-Specific Changes.*
A decline in the credit quality of an issuer or a provider of credit support or a maturity-shortening structure for a security can cause the price of a money market security to decrease.

You could lose money by investing in the fund. Although the fund seeks to preserve the value of your investment at \$1.00 per share, it cannot

guarantee it will do so. An investment in the fund is not a bank account and is not insured or guaranteed by the Federal Deposit Insurance Corporation or any other government agency. Fidelity Investments and its affiliates, the fund's sponsor, is not required to reimburse the fund for losses, and you should not expect that the sponsor will provide financial support to the fund at any time, including during periods of market stress.

The fund will not impose a fee upon the sale of your shares.

to help you understand the risks of investing in the fund.

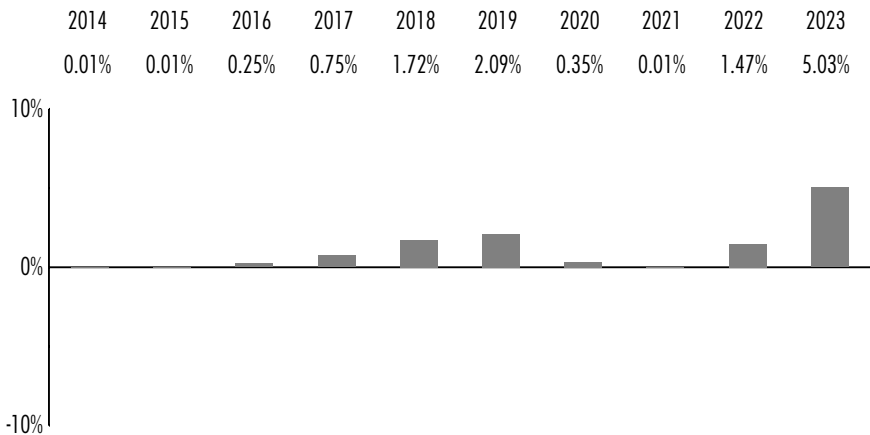
The information illustrates the changes in the performance of the fund's shares from year to year. Past performance is not an indication of future performance.

Visit www.fidelity.com or institutional.fidelity.com for more recent performance information.

Performance

The following information is intended

Year-by-Year Returns



During the periods shown in the chart:

Highest Quarter Return

Lowest Quarter Return

Year-to-Date Return

Returns

1.33%

0.00%

1.31%

Quarter ended

December 31, 2023

March 31, 2021

March 31, 2024

Average Annual Returns

Fund Summary – continued

For the periods ended December 31, 2023

Class I

Past 1 year	Past 5 years	Past 10 years
5.03%	1.77%	1.16%

Investment Adviser

Fidelity Management & Research Company LLC (FMR) (the Adviser) is the fund's manager. Other investment advisers serve as sub-advisers for the fund.

Purchase and Sale of Shares

You may buy or sell shares through a retirement account or through an investment professional.

You may buy or sell shares in various ways:

Internet

www.fidelity.com or institutional.fidelity.com

Phone

To reach a Fidelity representative
1-877-297-2952

Mail

Fidelity Investments P.O. Box 770002 Cincinnati, OH 45277-0081	Overnight Express: Fidelity Investments 100 Crosby Parkway Covington, KY 41015
---	---

The price to buy one share is its net asset value per share (NAV). Shares will be bought at the NAV next calculated after an order is received in proper form.

The price to sell one share is its NAV. Shares will be sold at the NAV next

calculated after an order is received in proper form.

The fund is open for business each day the New York Stock Exchange (NYSE) is open.

Even if the NYSE is closed, the fund will be open for business on those days on which the Federal Reserve Bank of New York (New York Fed) is open, the primary trading markets for the fund's portfolio instruments are open, and the fund's management believes there is an adequate market to meet purchase and redemption requests.

Fidelity normally calculates NAV each business day as of 4:00 p.m. Eastern time and, when the New York Fed and principal bond markets are open, as of 5:00 p.m. Eastern time. The fund's assets normally are valued as of these times for the purpose of computing NAV.

Class I has a minimum initial investment of \$1,000,000, which may be waived if your aggregate balance in the Fidelity® Investments Money Market Funds is greater than \$10 million. The fund may waive or lower purchase minimums in other circumstances.

Tax Information

Distributions you receive from the

fund are subject to federal income tax and generally will be taxed as ordinary income or capital gains, and may also be subject to state or local taxes, unless you are investing through a tax-advantaged retirement account (in which case you may be taxed later, upon withdrawal of your investment from such account).

Payments to Broker-Dealers and Other Financial Intermediaries

The fund, the Adviser, Fidelity Distributors Company LLC (FDC), and/or their affiliates may pay intermediaries, which may include banks, broker-dealers, retirement plan sponsors, administrators, or service-providers (who may be affiliated with the Adviser or FDC), for the sale of fund shares and related services. These payments may create a conflict of interest by influencing your intermediary and your investment professional to recommend the fund over another investment. Ask your investment professional or visit your intermediary's web site for more information.

Fund Summary

Fund/**Class:**
Money Market Portfolio/**I**

Investment Objective

Money Market Portfolio seeks to obtain as high a level of current income as is consistent with the preservation of principal and liquidity within the limitations prescribed for the fund.

Fee Table

The following table describes the fees and expenses that may be incurred

when you buy, hold, and sell shares of the fund. **In addition to the fees and expenses described below, your broker may also require you to pay other fees, such as brokerage commissions on purchases and sales of certain classes of shares of the fund and other fees to financial intermediaries, which are not reflected in the tables and examples below.**

Shareholder fees (fees paid directly from your investment)

None

Annual Operating Expenses (expenses that you pay each year as a % of the value of your investment)

Management fee	0.14%
Distribution and/or Service (12b-1) fees	None
Other expenses	0.07%
Total annual operating expenses	0.21%
Fee waiver and/or expense reimbursement	0.03% ^A

Total annual operating expenses after fee waiver and/or expense reimbursement

0.18%

^A Fidelity Management & Research Company LLC (FMR) has contractually agreed to reimburse Class I of the fund to the extent that total operating expenses (excluding interest, certain taxes, fees and expenses of the Independent Trustees, proxy and shareholder meeting expenses, extraordinary expenses, and acquired fund fees and expenses (including fees and expenses associated with a wholly owned subsidiary), if any, as well as non-operating expenses such as brokerage commissions and fees and expenses associated with the fund's securities lending program, if applicable), as a percentage of its average net assets, exceed 0.18% (the Expense Cap). If at any time during the current fiscal year expenses for Class I of the fund fall below the Expense Cap, FMR reserves the right to recoup through the end of the fiscal year any expenses that were reimbursed during the current fiscal year up to, but not in excess of, the Expense Cap. This arrangement will remain in effect through July 31, 2025. FMR may not terminate this arrangement before the expiration date without the approval of the Board of Trustees and may extend it in its discretion after that date.

This **example** helps compare the cost of investing in the fund with the

cost of investing in other funds.

Let's say, hypothetically, that the annual return for shares of the fund is 5% and that the fees and the annual operating expenses for shares of the fund are exactly as described in the fee table. This example illustrates the effect of fees and expenses, but is not

meant to suggest actual or expected fees and expenses or returns, all of which may vary. For every \$10,000 you invested, here's how much you would pay in total expenses if you sell all of your shares at the end of each time period indicated:

1 year	\$ 18
3 years	\$ 64
5 years	\$ 114
10 years	\$ 264

Principal Investment Strategies

- Investing in U.S. dollar-denominated money market securities of domestic and foreign issuers, U.S. Government securities, and repurchase agreements.
- Potentially entering into reverse repurchase agreements.
- Investing more than 25% of total assets in the financial services industries.
- Investing in compliance with industry-standard regulatory requirements for money market funds for the quality, maturity, liquidity, and diversification of investments.

Principal Investment Risks

- *Interest Rate Changes.*
Interest rate increases can cause the price of a money market security to decrease.
- *Income Risk.*
A low or negative interest rate environment can adversely affect the fund's yield.
- *Foreign Exposure.*
Entities located in foreign countries can be affected by adverse political, regulatory, market, or economic developments in those countries.
- *Financial Services Concentration.*
Changes in government regulation and interest rates and economic downturns can have a significant negative effect on issuers in the financial

Fund Summary – continued

services sector, including the price of their securities or their ability to meet their payment obligations.

• Issuer-Specific Changes.

A decline in the credit quality of an issuer or a provider of credit support or a maturity-shortening structure for a security can cause the price of a money market security to decrease.

You could lose money by investing in the fund. Although the fund seeks to preserve the value of your investment at \$1.00 per share, it cannot guarantee it will do so. The fund may impose a fee upon the sale of your shares. An investment in the fund is not a bank account and is not insured or guaranteed by the Federal Deposit Insurance Corporation or any other government agency. Fidelity Investments and its affiliates, the fund's sponsor, is not

required to reimburse the fund for losses, and you should not expect that the sponsor will provide financial support to the fund at any time, including during periods of market stress.

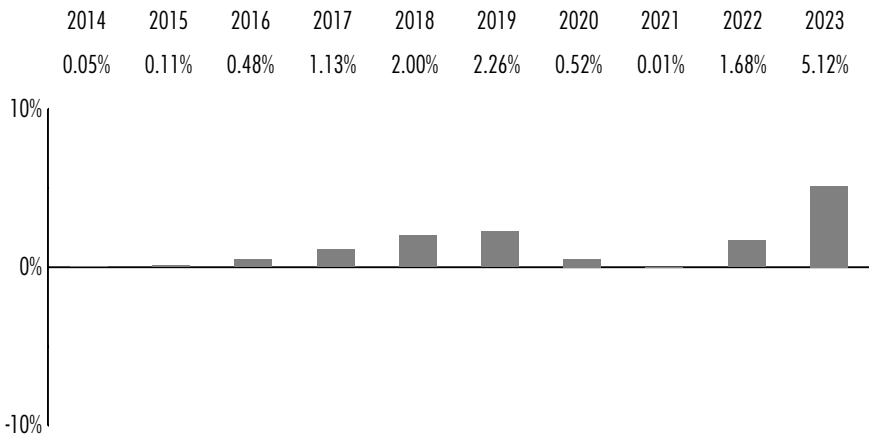
Performance

The following information is intended to help you understand the risks of investing in the fund.

The information illustrates the changes in the performance of the fund's shares from year to year. Past performance is not an indication of future performance.

Visit www.fidelity.com or institutional.fidelity.com for more recent performance information.

Year-by-Year Returns



During the periods shown in the chart:

Highest Quarter Return

Lowest Quarter Return

Year-to-Date Return

Returns

1.35%

0.00%

1.32%

Quarter ended

December 31, 2023

June 30, 2021

March 31, 2024

Average Annual Returns

For the periods ended December 31, 2023

Class I

Past 1 year	Past 5 years	Past 10 years
5.12%	1.90%	1.33%

Investment Adviser

Fidelity Management & Research Company LLC (FMR) (the Adviser) is the fund's manager. Other investment advisers serve as sub-advisers for the fund.

Purchase and Sale of Shares

The fund is a retail money market fund. Shares of the fund are available only to accounts beneficially owned by natural persons.

The fund will involuntarily redeem accounts that are not beneficially owned by natural persons, as determined by the fund, in order to implement the fund's eligibility requirements as a retail money market fund. Shares held by these accounts will be sold at their net asset value per share calculated on the day that the fund closes the account position.

The fund's policies and procedures permit the fund to impose a discre-

tionary liquidity fee on redemptions of up to 2% of the value of the shares redeemed if the Adviser, as the delegate of the fund's Board of Trustees, determines it is in the best interests of the fund.

You may buy or sell shares through a retirement account or through an investment professional.

You may buy or sell shares in various ways:

Internet

www.fidelity.com or institutional.fidelity.com

Phone

To reach a Fidelity representative
1-877-297-2952

Mail

Fidelity Investments P.O. Box 770002 Cincinnati, OH 45277-0081	Overnight Express: Fidelity Investments 100 Crosby Parkway Covington, KY 41015
---	---

The price to buy one share is its net asset value per share (NAV). Shares will be bought at the NAV next calcu-

Fund Summary – continued

lated after an order is received in proper form.

The price to sell one share is its NAV. Shares will be sold at the NAV next calculated after an order is received in proper form.

The fund is open for business each day the New York Stock Exchange (NYSE) is open.

Even if the NYSE is closed, the fund will be open for business on those days on which the Federal Reserve Bank of New York (New York Fed) is open, the primary trading markets for the fund's portfolio instruments are open, and the fund's management believes there is an adequate market to meet purchase and redemption requests.

Fidelity normally calculates NAV each business day as of 4:00 p.m. Eastern time and, when the New York Fed and principal bond markets are open, as of 5:00 p.m. Eastern time. The fund's assets normally are valued as of these times for the purpose of computing NAV.

Class I has a minimum initial investment of \$1,000,000, which may be waived if your aggregate balance in the Fidelity® Investments Money Market Funds is greater than \$10 million. The fund may waive or lower purchase minimums in other circumstances.

ary income or capital gains, and may also be subject to state or local taxes, unless you are investing through a tax-advantaged retirement account (in which case you may be taxed later, upon withdrawal of your investment from such account).

Payments to Broker-Dealers and Other Financial Intermediaries

The fund, the Adviser, Fidelity Distributors Company LLC (FDC), and/or their affiliates may pay intermediaries, which may include banks, broker-dealers, retirement plan sponsors, administrators, or service-providers (who may be affiliated with the Adviser or FDC), for the sale of fund shares and related services. These payments may create a conflict of interest by influencing your intermediary and your investment professional to recommend the fund over another investment. Ask your investment professional or visit your intermediary's web site for more information.

Tax Information

Distributions you receive from the fund are subject to federal income tax and generally will be taxed as ordin-

Fund Summary

Fund/**Class:**
Tax-Exempt Portfolio/**I**

Investment Objective

Tax-Exempt Portfolio seeks to obtain as high a level of interest income exempt from federal income tax as is consistent with liquidity and stability of principal.

Fee Table

The following table describes the fees and expenses that may be incurred

when you buy, hold, and sell shares of the fund. **In addition to the fees and expenses described below, your broker may also require you to pay other fees, such as brokerage commissions on purchases and sales of certain classes of shares of the fund and other fees to financial intermediaries, which are not reflected in the tables and examples below.**

Shareholder fees (fees paid directly from your investment)

None

Annual Operating Expenses (expenses that you pay each year as a % of the value of your investment)

Management fee	0.14%
Distribution and/or Service (12b-1) fees	None
Other expenses	0.08%
Total annual operating expenses	0.22%
Fee waiver and/or expense reimbursement	0.04% ^A

Total annual operating expenses after fee waiver and/or expense reimbursement

0.18%

^A Fidelity Management & Research Company LLC (FMR) has contractually agreed to reimburse Class I of the fund to the extent that total operating expenses (excluding interest, certain taxes, fees and expenses of the Independent Trustees, proxy and shareholder meeting expenses, extraordinary expenses, and acquired fund fees and expenses (including fees and expenses associated with a wholly owned subsidiary), if any, as well as non-operating expenses such as brokerage commissions and fees and expenses associated with the fund's securities lending program, if applicable), as a percentage of its average net assets, exceed 0.18% (the Expense Cap). If at any time during the current fiscal year expenses for Class I of the fund fall below the Expense Cap, FMR reserves the right to recoup through the end of the fiscal year any expenses that were reimbursed during the current fiscal year up to, but not in excess of, the Expense Cap. This arrangement will remain in effect through July 31, 2025. FMR may not terminate this arrangement before the expiration date without the approval of the Board of Trustees and may extend it in its discretion after that date.

This **example** helps compare the

cost of investing in the fund with the

Fund Summary – continued

cost of investing in other funds.

Let's say, hypothetically, that the annual return for shares of the fund is 5% and that the fees and the annual operating expenses for shares of the fund are exactly as described in the fee table. This example illustrates the effect of fees and expenses, but is not

meant to suggest actual or expected fees and expenses or returns, all of which may vary. For every \$10,000 you invested, here's how much you would pay in total expenses if you sell all of your shares at the end of each time period indicated:

1 year	\$ 18
3 years	\$ 65
5 years	\$ 118
10 years	\$ 275

Principal Investment Strategies

- Normally investing in municipal money market securities.
- Normally investing at least 80% of assets in municipal securities whose interest is exempt from federal income tax.
- Normally not investing in municipal securities whose interest is subject to the federal alternative minimum tax.
- Potentially investing up to 20% of assets in securities subject to state and/or federal income tax.
- Potentially investing more than 25% of total assets in municipal securities that finance similar types of projects.

- Investing in compliance with industry-standard regulatory requirements for money market funds for the quality, maturity, liquidity, and diversification of investments.

Principal Investment Risks

- *Municipal Market Volatility.*
The municipal market is volatile and can be significantly affected by adverse tax, legislative, or political changes and the financial condition of the issuers of municipal securities.
- *Interest Rate Changes.*
Interest rate increases can cause the price of a money market security to decrease.
- *Income Risk.*
A low or negative interest rate environment can adversely affect the fund's yield.

• **Foreign Exposure.**

Entities providing credit support or a maturity-shortening structure that are located in foreign countries can be affected by adverse political, regulatory, market, or economic developments in those countries.

• **Issuer-Specific Changes.**

A decline in the credit quality of an issuer or a provider of credit support or a maturity-shortening structure for a security can cause the price of a money market security to decrease.

You could lose money by investing in the fund. Although the fund seeks to preserve the value of your investment at \$1.00 per share, it cannot guarantee it will do so. The fund may impose a fee upon the sale of your shares. An investment in the fund is not a bank account and is not insured or guaranteed by the Federal Deposit Insurance Corporation or any other government

agency. Fidelity Investments and its affiliates, the fund's sponsor, is not required to reimburse the fund for losses, and you should not expect that the sponsor will provide financial support to the fund at any time, including during periods of market stress.

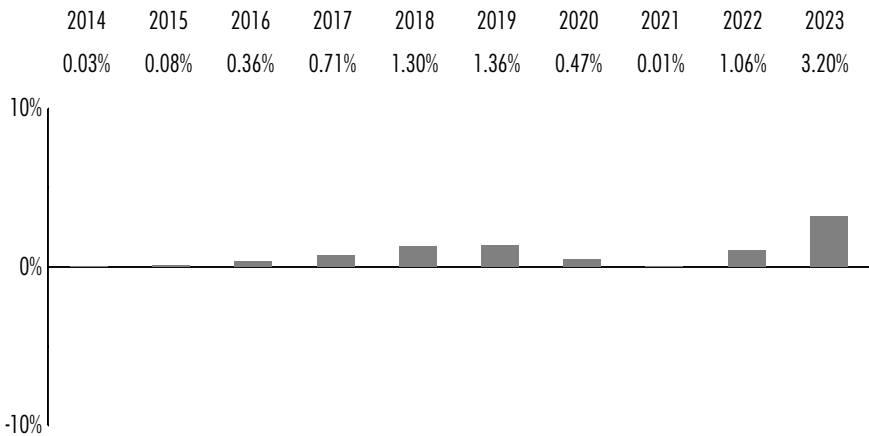
Performance

The following information is intended to help you understand the risks of investing in the fund.

The information illustrates the changes in the performance of the fund's shares from year to year. Past performance is not an indication of future performance.

Visit www.fidelity.com or institutional.fidelity.com for more recent performance information.

Year-by-Year Returns



Fund Summary – continued

During the periods shown in the chart:

Highest Quarter Return

Lowest Quarter Return

Year-to-Date Return

Returns

0.88%

0.00%

0.80%

Quarter ended

December 31, 2023

March 31, 2021

March 31, 2024

Average Annual Returns

For the periods ended December 31, 2023

Class I

Past 1 year	Past 5 years	Past 10 years
3.20%	1.21%	0.85%

Investment Adviser

Fidelity Management & Research Company LLC (FMR) (the Adviser) is the fund's manager. Other investment advisers serve as sub-advisers for the fund.

Purchase and Sale of Shares

The fund is a retail money market fund. Shares of the fund are available only to accounts beneficially owned by natural persons.

The fund will involuntarily redeem accounts that are not beneficially owned by natural persons, as determined by the fund, in order to implement the fund's eligibility requirements as a retail money market fund. Shares held by these accounts will be sold at their net asset value per share calculated on the day that the fund closes the account position.

The fund's policies and procedures permit the fund to impose a discre-

tionary liquidity fee on redemptions of up to 2% of the value of the shares redeemed if the Adviser, as the delegate of the fund's Board of Trustees, determines it is in the best interests of the fund.

You may buy or sell shares through an investment professional.

You may buy or sell shares in various ways:

Internet

www.fidelity.com or institutional.fidelity.com

Phone

To reach a Fidelity representative
1-877-297-2952

Mail

Fidelity Investments P.O. Box 770002 Cincinnati, OH 45277-0081	Overnight Express: Fidelity Investments 100 Crosby Parkway Covington, KY 41015
---	---

The price to buy one share is its net asset value per share (NAV). Shares will be bought at the NAV next calculated after an order is received in

proper form.

The price to sell one share is its NAV. Shares will be sold at the NAV next calculated after an order is received in proper form.

The fund is open for business each day the New York Stock Exchange (NYSE) is open.

Even if the NYSE is closed, the fund will be open for business on those days on which the Federal Reserve Bank of New York (New York Fed) is open, the primary trading markets for the fund's portfolio instruments are open, and the fund's management believes there is an adequate market to meet purchase and redemption requests.

Class I has a minimum initial investment of \$1,000,000, which may be waived if your aggregate balance in the Fidelity® Investments Money Market Funds is greater than \$10 million. The fund may waive or lower purchase minimums in other circumstances.

Tax Information

The fund seeks to earn income and pay dividends exempt from federal income tax. Income exempt from federal income tax may be subject to state or local tax. A portion of the dividends you receive may be subject to federal and state income taxes. You may also receive taxable distributions attributable to the fund's sale of municipal bonds.

Payments to Broker-Dealers and Other Financial Intermediaries

The fund, the Adviser, Fidelity Distributors Company LLC (FDC), and/or their affiliates may pay intermediaries, which may include banks, broker-dealers, retirement plan sponsors, administrators, or service-providers (who may be affiliated with the Adviser or FDC), for the sale of fund shares and related services. These payments may create a conflict of interest by influencing your intermediary and your investment professional to recommend the fund over another investment. Ask your investment professional or visit your intermediary's web site for more information.

Fund Summary

Fund/**Class:**
Treasury Only Portfolio/**I**

Investment Objective

Treasury Only Portfolio seeks as high a level of current income as is consistent with the security of principal and liquidity.

Fee Table

The following table describes the fees and expenses that may be incurred

when you buy, hold, and sell shares of the fund. **In addition to the fees and expenses described below, your broker may also require you to pay other fees, such as brokerage commissions on purchases and sales of certain classes of shares of the fund and other fees to financial intermediaries, which are not reflected in the tables and examples below.**

Shareholder fees (fees paid directly from your investment)

None

Annual Operating Expenses (expenses that you pay each year as a % of the value of your investment)

Management fee	0.14%
Distribution and/or Service (12b-1) fees	None
Other expenses	0.07%
Total annual operating expenses	0.21%
Fee waiver and/or expense reimbursement	0.03% ^A

Total annual operating expenses after fee waiver and/or expense reimbursement 0.18%

^A Fidelity Management & Research Company LLC (FMR) has contractually agreed to reimburse Class I of the fund to the extent that total operating expenses (excluding interest, certain taxes, fees and expenses of the Independent Trustees, proxy and shareholder meeting expenses, extraordinary expenses, and acquired fund fees and expenses (including fees and expenses associated with a wholly owned subsidiary), if any, as well as non-operating expenses such as brokerage commissions and fees and expenses associated with the fund's securities lending program, if applicable), as a percentage of its average net assets, exceed 0.18% (the Expense Cap). If at any time during the current fiscal year expenses for Class I of the fund fall below the Expense Cap, FMR reserves the right to recoup through the end of the fiscal year any expenses that were reimbursed during the current fiscal year up to, but not in excess of, the Expense Cap. This arrangement will remain in effect through July 31, 2025. FMR may not terminate this arrangement before the expiration date without the approval of the Board of Trustees and may extend it in its discretion after that date.

This **example** helps compare the cost of investing in the fund with the

cost of investing in other funds.

Let's say, hypothetically, that the annual return for shares of the fund is 5% and that the fees and the annual operating expenses for shares of the fund are exactly as described in the fee table. This example illustrates the effect of fees and expenses, but is not

meant to suggest actual or expected fees and expenses or returns, all of which may vary. For every \$10,000 you invested, here's how much you would pay in total expenses if you sell all of your shares at the end of each time period indicated:

1 year	\$ 18
3 years	\$ 64
5 years	\$ 114
10 years	\$ 264

Principal Investment Strategies

- Normally investing at least 99.5% of total assets in cash and U.S. Treasury securities.
- Normally investing in securities whose interest is exempt from state and local income taxes.
- Investing in compliance with industry-standard regulatory requirements for money market funds for the quality, maturity, liquidity, and diversification of investments.
- In addition, the fund normally invests at least 80% of its assets in U.S. Treasury securities.

Principal Investment Risks

- *Interest Rate Changes.*
Interest rate increases can cause the

price of a money market security to decrease.

- *Income Risk.*

A low or negative interest rate environment can adversely affect the fund's yield.

- *Issuer-Specific Changes.*

A decline in the credit quality of an issuer or a provider of credit support or a maturity-shortening structure for a security can cause the price of a money market security to decrease.

You could lose money by investing in the fund. Although the fund seeks to preserve the value of your investment at \$1.00 per share, it cannot guarantee it will do so. An investment in the fund is not a bank account and is not insured or guaranteed by the Federal Deposit Insurance Corporation or any other government agency. Fidelity Investments and its affiliates, the fund's

Fund Summary – continued

sponsor, is not required to reimburse the fund for losses, and you should not expect that the sponsor will provide financial support to the fund at any time, including during periods of market stress.

The fund will not impose a fee upon the sale of your shares.

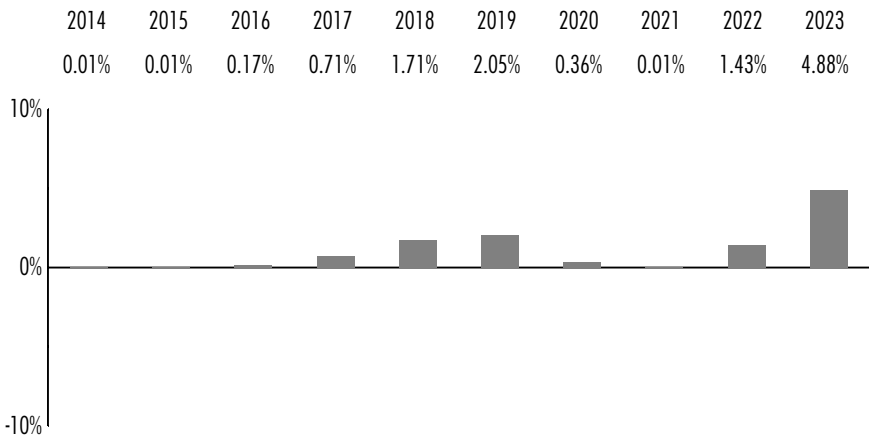
The information illustrates the changes in the performance of the fund's shares from year to year. Past performance is not an indication of future performance.

Visit www.fidelity.com or institutional.fidelity.com for more recent performance information.

Performance

The following information is intended to help you understand the risks of investing in the fund.

Year-by-Year Returns



During the periods shown in the chart:

Highest Quarter Return

Lowest Quarter Return

Year-to-Date Return

Returns

1.33%

0.00%

1.30%

Quarter ended

December 31, 2023

March 31, 2015

March 31, 2024

Average Annual Returns

For the periods ended December 31, 2023

Class I

Past 1 year	Past 5 years	Past 10 years
4.88%	1.73%	1.12%

Investment Adviser

Fidelity Management & Research Company LLC (FMR) (the Adviser) is the fund's manager. Other investment advisers serve as sub-advisers for the fund.

Purchase and Sale of Shares

You may buy or sell shares through a retirement account or through an investment professional.

You may buy or sell shares in various ways:

Internet

www.fidelity.com or institutional.fidelity.com

Phone

To reach a Fidelity representative
1-877-297-2952

Mail

Fidelity Investments
P.O. Box 770002
Cincinnati, OH
45277-0081

Overnight Express:
Fidelity Investments
100 Crosby Parkway
Covington, KY 41015

The price to buy one share is its net asset value per share (NAV). Shares will be bought at the NAV next calculated after an order is received in proper form.

The price to sell one share is its NAV. Shares will be sold at the NAV next calculated after an order is received in proper form.

The fund is open for business each day the New York Stock Exchange (NYSE) is open.

Even if the NYSE is closed, the fund will be open for business on those days on which the Federal Reserve Bank of New York (New York Fed) is open, the primary trading markets for the fund's portfolio instruments are open, and the fund's management believes there is an adequate market to meet purchase and redemption requests.

Class I has a minimum initial investment of \$1,000,000, which may be waived if your aggregate balance in the Fidelity® Investments Money Market Funds is greater than \$10 million. The fund may waive or lower purchase minimums in other circumstances.

Tax Information

Distributions you receive from the fund are subject to federal income tax and generally will be taxed as ordinary income or capital gains, and may also be subject to state or local taxes, unless you are investing through a tax-advantaged retirement account (in which case you may be taxed later, upon withdrawal of your investment from such account).

Payments to Broker-Dealers and Other Financial Intermediaries

The fund, the Adviser, Fidelity Distributors Company LLC (FDC), and/or their affiliates may pay intermediaries, which may include banks, broker-dealers, retirement plan sponsors, administrators, or service-providers (who may be affiliated with the Adviser or FDC), for the sale of fund shares and related services. These payments may create a conflict of interest by influencing your intermediary and your investment professional to recommend the fund over another investment. Ask your investment professional or visit your intermediary's web site for more information.

Fund Summary

Fund/**Class:**
Treasury Portfolio/**I**

Investment Objective

Treasury Portfolio seeks to obtain as high a level of current income as is consistent with the preservation of principal and liquidity within the limitations prescribed for the fund.

Fee Table

The following table describes the fees and expenses that may be incurred

when you buy, hold, and sell shares of the fund. **In addition to the fees and expenses described below, your broker may also require you to pay other fees, such as brokerage commissions on purchases and sales of certain classes of shares of the fund and other fees to financial intermediaries, which are not reflected in the tables and examples below.**

Shareholder fees (fees paid directly from your investment)

None

Annual Operating Expenses (expenses that you pay each year as a % of the value of your investment)

Management fee	0.14%
Distribution and/or Service (12b-1) fees	None
Other expenses	0.07%
Total annual operating expenses	0.21%
Fee waiver and/or expense reimbursement	0.03% ^A
Total annual operating expenses after fee waiver and/or expense reimbursement	0.18%

^A Fidelity Management & Research Company LLC (FMR) has contractually agreed to reimburse Class I of the fund to the extent that total operating expenses (excluding interest, certain taxes, fees and expenses of the Independent Trustees, proxy and shareholder meeting expenses, extraordinary expenses, and acquired fund fees and expenses (including fees and expenses associated with a wholly owned subsidiary), if any, as well as non-operating expenses such as brokerage commissions and fees and expenses associated with the fund's securities lending program, if applicable), as a percentage of its average net assets, exceed 0.18% (the Expense Cap). If at any time during the current fiscal year expenses for Class I of the fund fall below the Expense Cap, FMR reserves the right to recoup through the end of the fiscal year any expenses that were reimbursed during the current fiscal year up to, but not in excess of, the Expense Cap. This arrangement will remain in effect through July 31, 2025. FMR may not terminate this arrangement before the expiration date without the approval of the Board of Trustees and may extend it in its discretion after that date.

This **example** helps compare the

cost of investing in the fund with the

Fund Summary – continued

cost of investing in other funds.

Let's say, hypothetically, that the annual return for shares of the fund is 5% and that the fees and the annual operating expenses for shares of the fund are exactly as described in the fee table. This example illustrates the effect of fees and expenses, but is not

meant to suggest actual or expected fees and expenses or returns, all of which may vary. For every \$10,000 you invested, here's how much you would pay in total expenses if you sell all of your shares at the end of each time period indicated:

1 year	\$ 18
3 years	\$ 64
5 years	\$ 114
10 years	\$ 264

Principal Investment Strategies

- Normally investing at least 99.5% of total assets in cash, U.S. Treasury securities and/or repurchase agreements for those securities.
- Investing in compliance with industry-standard regulatory requirements for money market funds for the quality, maturity, liquidity, and diversification of investments.

In addition, the fund normally invests at least 80% of its assets in U.S. Treasury securities and repurchase agreements for those securities.

Principal Investment Risks

- *Interest Rate Changes.*
Interest rate increases can cause the price of a money market security to decrease.

- *Income Risk.*

A low or negative interest rate environment can adversely affect the fund's yield.

- *Issuer-Specific Changes.*

A decline in the credit quality of an issuer or a provider of credit support or a maturity-shortening structure for a security can cause the price of a money market security to decrease.

You could lose money by investing in the fund. Although the fund seeks to preserve the value of your investment at \$1.00 per share, it cannot guarantee it will do so. An investment in the fund is not a bank account and is not insured or guaranteed by the Federal Deposit Insurance Corporation or any other government agency. Fidelity Investments and its affiliates, the fund's sponsor, is not required to reimburse the fund for losses, and you should not expect that the sponsor

will provide financial support to the fund at any time, including during periods of market stress.

The fund will not impose a fee upon the sale of your shares.

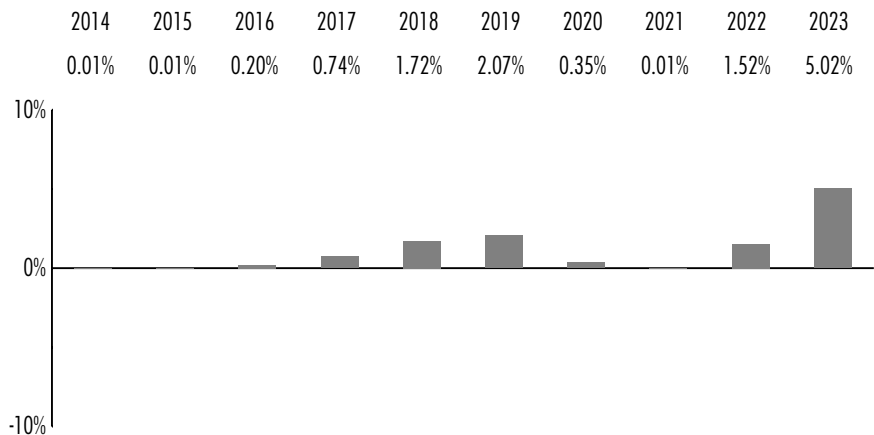
Performance

The following information is intended to help you understand the risks of investing in the fund.

The information illustrates the changes in the performance of the fund's shares from year to year. Past performance is not an indication of future performance.

Visit www.fidelity.com or institutional.fidelity.com for more recent performance information.

Year-by-Year Returns



During the periods shown in the chart:

	Returns	Quarter ended
Highest Quarter Return	1.32%	December 31, 2023
Lowest Quarter Return	0.00%	March 31, 2021
Year-to-Date Return	1.30%	March 31, 2024

Average Annual Returns

For the periods ended December 31, 2023	Past 1 year	Past 5 years	Past 10 years
Class I	5.02%	1.78%	1.16%

Fund Summary – continued

Investment Adviser

Fidelity Management & Research Company LLC (FMR) (the Adviser) is the fund's manager. Other investment advisers serve as sub-advisers for the fund.

Purchase and Sale of Shares

You may buy or sell shares through a retirement account or through an investment professional.

You may buy or sell shares in various ways:

Internet

www.fidelity.com or institutional.fidelity.com

Phone

To reach a Fidelity representative
1-877-297-2952

Mail

Fidelity Investments
P.O. Box 770002
Cincinnati, OH
45277-0081

Overnight Express:
Fidelity Investments
100 Crosby Parkway
Covington, KY 41015

The price to buy one share is its net asset value per share (NAV). Shares will be bought at the NAV next calculated after an order is received in proper form.

The price to sell one share is its NAV. Shares will be sold at the NAV next calculated after an order is received in proper form.

The fund is open for business each day the New York Stock Exchange (NYSE) is open.

Even if the NYSE is closed, the fund will be open for business on those days on which the Federal Reserve Bank of New York (New York Fed) is open, the primary trading markets for the fund's portfolio instruments are open, and the fund's management believes there is an adequate market to meet purchase and redemption requests.

Fidelity normally calculates NAV each business day as of 4:00 p.m. Eastern time and, when the New York Fed and principal bond markets are open, as of 5:00 p.m. Eastern time. The fund's assets normally are valued as of these times for the purpose of computing NAV.

Class I has a minimum initial investment of \$1,000,000, which may be waived if your aggregate balance in the Fidelity® Investments Money Market Funds is greater than \$10 million. The fund may waive or lower purchase minimums in other circumstances.

Tax Information

Distributions you receive from the fund are subject to federal income tax and generally will be taxed as ordinary income or capital gains, and may also be subject to state or local taxes, unless you are investing through a tax-advantaged retirement account (in which case you may be taxed later, upon withdrawal of your investment from such account).

Payments to Broker-Dealers and Other Financial Intermediaries

The fund, the Adviser, Fidelity Distributors Company LLC (FDC), and/or their affiliates may pay intermediaries, which may include banks, broker-dealers, retirement plan sponsors, administrators, or service-providers (who may be affiliated with the Adviser or FDC), for the sale of fund shares and related services. These payments may create a conflict of interest by influencing your intermediary and your investment professional to recommend the fund over another investment. Ask your investment professional or visit your intermediary's web site for more information.

Fund Basics

Investment Details

Investment Objective

Government Portfolio seeks to obtain as high a level of current income as is consistent with the preservation of principal and liquidity within the limitations prescribed for the fund.

Principal Investment Strategies

The Adviser normally invests at least 99.5% of the fund's total assets in cash, U.S. Government securities and/or repurchase agreements that are collateralized fully (i.e., collateralized by cash or government securities). Certain issuers of U.S.

Government securities are sponsored or chartered by Congress but their securities are neither issued nor guaranteed by the U.S. Treasury.

In buying and selling securities for the fund, the Adviser complies with industry-standard regulatory requirements for money market funds regarding the quality, maturity, liquidity, and diversification of the fund's investments. The Adviser stresses maintaining a stable \$1.00 share price, liquidity, and income.

In addition, the Adviser normally invests at least 80% of the fund's assets in U.S. Government securities and repurchase agreements for those securities.

Investment Objective

Money Market Portfolio seeks to obtain as high a level of current income as is consistent with the preservation of principal and liquidity within the limitations prescribed for the fund.

Principal Investment Strategies

The Adviser invests the fund's assets in U.S. dollar-denominated money market securities of domestic and foreign issuers, U.S. Government securities, and repurchase agreements. The Adviser also may enter into reverse repurchase agreements for the fund.

The Adviser will invest more than 25% of the fund's total assets in the financial services industries.

In buying and selling securities for the fund, the Adviser complies with industry-standard regulatory requirements for money market funds regarding the quality, maturity, liquidity, and diversification of the fund's investments. The Adviser stresses maintaining a stable \$1.00 share price, liquidity, and income.

Investment Objective

Tax-Exempt Portfolio seeks to obtain as high a level of interest income exempt from federal income tax as is consistent with liquidity and stability of principal.

Principal Investment Strategies

The Adviser normally invests the fund's assets in municipal money market securities.

The Adviser normally invests at least 80% of the fund's assets in municipal securities whose interest is exempt from federal income tax. The Adviser does not currently intend to invest the fund's assets in municipal securities whose interest is subject to the federal alternative minimum tax.

The supply of and demand for municipal money market securities can vary from time to time. When the Adviser believes that suitable municipal money market securities are not available, or during other unusual market conditions, the Adviser may leave a significant portion of the fund's assets uninvested, or may invest up to 20% of the fund's assets in securities subject to state and/or federal income tax.

The Adviser may invest more than 25% of the fund's total assets in municipal securities that finance similar projects, such as those relating to education, health care, transportation, and utilities.

In buying and selling securities for the fund, the Adviser complies with industry-standard regulatory requirements for money market funds regarding the quality, maturity, liquidity, and diversification of the fund's investments. The Adviser may invest the fund's assets in municipal money market securities by investing in other funds. The Adviser stresses maintaining a stable \$1.00 share price, liquidity, and income.

Investment Objective

Treasury Only Portfolio seeks as high a level of current income as is consistent with the security of principal and liquidity.

Principal Investment Strategies

The Adviser normally invests at least 99.5% of the fund's total assets in cash and U.S. Treasury securities. The Adviser does not enter into repurchase

agreements or reverse repurchase agreements for the fund. The Adviser normally invests the fund's assets in securities whose interest is specifically exempt from state and local income taxes under federal law; such interest is not exempt from federal income tax.

In buying and selling securities for the fund, the Adviser complies with industry-standard regulatory requirements for money market funds regarding the quality, maturity, liquidity, and diversification of the fund's investments. The Adviser stresses maintaining a stable \$1.00 share price, liquidity, and income.

In addition, the Adviser normally invests at least 80% of the fund's assets in U.S. Treasury securities.

Investment Objective

Treasury Portfolio seeks to obtain as high a level of current income as is consistent with the preservation of principal and liquidity within the limitations prescribed for the fund.

Principal Investment Strategies

The Adviser normally invests at least 99.5% of the fund's total assets in cash, U.S. Treasury securities, and/or repurchase agreements for those securities.

In buying and selling securities for the fund, the Adviser complies with industry-standard regulatory requirements for money market funds regarding the quality, maturity, liquidity, and diversification of the fund's investments. The Adviser stresses

Fund Basics – continued

maintaining a stable \$1.00 share price, liquidity, and income.

In addition, the Adviser normally invests at least 80% of the fund's assets in U.S. Treasury securities and repurchase agreements for those securities.

Description of Principal Security Types

Money market securities are high-quality, short-term securities that pay a fixed, variable, or floating interest rate. Securities are often specifically structured so that they are eligible investments for a money market fund. For example, in order to satisfy the maturity restrictions for a money market fund, some money market securities have demand or put features, which have the effect of shortening the security's maturity. Taxable money market securities include bank certificates of deposit, bankers' acceptances, bank time deposits, notes, commercial paper and U.S. Government securities. Municipal money market securities include variable rate demand notes, commercial paper, and municipal notes.

U.S. Government securities are high-quality securities issued or guaranteed by the U.S. Treasury or by an agency or instrumentality of the U.S. Government. U.S. Government securities may be backed by the full faith and credit of the U.S. Treasury, the right to borrow from the U.S. Treasury, or the agency or instrumentality issuing or guaranteeing the security.

Certain issuers of U.S. Government se-

curities, including Fannie Mae, Freddie Mac, and the Federal Home Loan Banks, are sponsored or chartered by Congress but their securities are neither issued nor guaranteed by the U.S. Treasury.

Municipal securities are issued to raise money for a variety of public and private purposes, including general financing for state and local governments, or financing for a specific project or public facility. Municipal securities may be fully or partially backed by the local government, by the credit of a private issuer, by the current or anticipated revenues from a specific project or specific assets, or by domestic or foreign entities providing credit support such as letters of credit, guarantees, or insurance.

A repurchase agreement is an agreement to buy a security at one price and a simultaneous agreement to sell it back at an agreed-upon price. A repurchase agreement entered into by the fund may be collateralized by U.S. Government securities, U.S. Treasury securities, or cash, as applicable. A repurchase agreement is collateralized fully if the collateral consists entirely of U.S. Government securities and cash items.

Principal Investment Risks

Many factors affect each fund's performance. Developments that disrupt global economies and financial markets, such as pandemics and epidemics, may magnify factors that affect a fund's performance. A fund's yield will change daily based on changes in in-

terest rates and other market conditions. Although each fund is managed to maintain a stable \$1.00 share price, there is no guarantee that the fund will be able to do so. For example, a major increase in interest rates or a decrease in the credit quality of the issuer of one of a fund's investments could cause the fund's share price to decrease. It is important to note that neither share price nor yield is guaranteed by the U.S. Government.

The following factors can significantly affect a fund's performance:

Municipal Market Volatility. Municipal securities can be significantly affected by political changes as well as uncertainties in the municipal market related to taxation, legislative changes, or the rights of municipal security holders. Because many municipal securities are issued to finance similar projects, especially those relating to education, health care, transportation, and utilities, conditions in those sectors can affect the overall municipal market. Budgetary constraints of local, state, and federal governments upon which the issuers may be relying for funding may also impact municipal securities. In addition, changes in the financial condition of an individual municipal insurer can affect the overall municipal market, and market conditions may directly impact the liquidity and valuation of municipal securities.

Interest Rate Changes. Money market securities have varying levels of sensitivity to changes in interest

rates. In general, the price of a money market security can fall when interest rates rise and can rise when interest rates fall. Securities with longer maturities and certain types of securities, such as the securities of issuers in the financial services sector, can be more sensitive to interest rate changes. Short-term securities tend to react to changes in short-term interest rates. In market environments where interest rates are rising, issuers may be less willing or able to make principal and/or interest payments on securities when due. As a result of benchmark reforms, publication of most London Interbank Offered Rate (LIBOR) (an indicative measure of the average interest rate at which major global banks could borrow from one another) settings has ceased. Some LIBOR settings continue to be published but only on a temporary, synthetic, and non-representative basis. It is expected that all synthetic LIBOR settings will be discontinued at the end of September 2024. Although the transition process away from certain benchmark rates, including LIBOR, has become increasingly well-defined, any potential effects of the transition away from LIBOR and other benchmark rates on financial markets, a fund or the financial instruments in which a fund invests can be difficult to ascertain and may adversely impact a fund's performance.

Income Risk. The fund's income, or yield, is based on short-term interest rates, which can fluctuate significantly over short periods. A low or negative interest rate environment can

Fund Basics – continued

adversely affect the fund's yield and, depending on its duration and severity, could prevent the fund from providing a positive yield and/or maintaining a stable \$1.00 share price. In addition, the fund's yield will vary as the short-term securities in its portfolio mature and the proceeds are reinvested in securities with different interest rates. From time to time, the Adviser may reimburse expenses or waive fees for a class of a fund in order to avoid a negative yield, but there is no guarantee that the class or fund will be able to avoid a negative yield.

Foreign Exposure. Issuers located in foreign countries and entities providing credit support or a maturity-shortening structure that are located in foreign countries can involve increased risks. Extensive public information about the issuer or provider may not be available and unfavorable political, economic, or governmental developments could affect the value of the security.

Global economies and financial markets are becoming increasingly interconnected, which increases the possibilities that conditions in one country or region might adversely impact issuers or providers in, or foreign exchange rates with, a different country or region.

Financial Services Concentration. Financial services companies are highly dependent on the supply of short-term financing and can be sensitive to changes in government regulation and interest rates and to

economic downturns in the United States and abroad. These events can significantly affect the price of issuers' securities as well as their ability to make payments of principal or interest or otherwise meet obligations on securities or instruments for which they serve as guarantors or counterparties.

Issuer-Specific Changes. Changes in the financial condition of an issuer or counterparty, changes in specific economic or political conditions that affect a particular type of issuer, and changes in general economic or political conditions can increase the risk of default by an issuer or counterparty, which can affect a security's or instrument's credit quality or value. Entities providing credit support or a maturity-shortening structure also can be affected by these types of changes, and if the structure of a security fails to function as intended, the security could decline in value. Municipal securities backed by current or anticipated revenues from a specific project or specific assets can be negatively affected by the discontinuance of the taxation supporting the project or assets or the inability to collect revenues for the project or from the assets. If the Internal Revenue Service (IRS) determines an issuer of a municipal security has not complied with applicable tax requirements, interest from the security could become taxable and the security could decline significantly in value.

Generally, Tax-Exempt Portfolio purchases municipal securities whose in-

terest, in the opinion of bond counsel, is free from federal income tax and from the federal alternative minimum tax. Neither the Adviser nor the fund guarantees that this opinion is correct, and there is no assurance that the IRS will agree with bond counsel's opinion. Issuers or other parties generally enter into covenants requiring continuing compliance with federal tax requirements to preserve the tax-free status of interest payments over the life of the security. If at any time the covenants are not complied with, or if the IRS otherwise determines that the issuer did not comply with relevant tax requirements, interest payments from a security could become federally taxable, possibly retroactively to the date the security was issued. For certain types of structured securities, the tax status of the pass-through of tax-free income may also be based on the federal tax treatment of the structure.

In response to market, economic, political, or other conditions, a fund may temporarily use a different investment strategy (including leaving a significant portion of the fund's assets uninvested) for defensive purposes. Uninvested assets do not earn income for a fund, which may have a significant negative impact on the fund's yield and may prevent the fund from achieving its investment objective. In addition, different factors could affect a fund's performance, and Tax-Exempt Portfolio could distribute income subject to federal income tax.

Fundamental Investment Policies

The following is fundamental, that is, subject to change only by shareholder approval:

Government Portfolio seeks to obtain as high a level of current income as is consistent with the preservation of principal and liquidity within the limitations prescribed for the fund.

Money Market Portfolio seeks to obtain as high a level of current income as is consistent with the preservation of principal and liquidity within the limitations prescribed for the fund.

Tax-Exempt Portfolio seeks to obtain as high a level of interest income exempt from federal income tax as is consistent with liquidity and stability of principal. The fund normally invests at least 80% of its assets in municipal securities whose interest is exempt from federal income tax.

Treasury Only Portfolio seeks as high a level of current income as is consistent with the security of principal and liquidity, and to maintain a constant net asset value per share (NAV) of \$1.00.

Treasury Portfolio seeks to obtain as high a level of current income as is consistent with the preservation of principal and liquidity within the limitations prescribed for the fund.

Shareholder Notice

The following is subject to change only upon 60 days' prior notice to shareholders:

Fund Basics – continued

Government Portfolio normally invests at least 99.5% of its total assets in cash, U.S. Government securities and/or repurchase agreements that are collateralized fully (i.e., collateralized by cash or government securities) and at least 80% of its assets in U.S. Government securities and repurchase agreements for those securities.

Treasury Only Portfolio normally invests at least 99.5% of its total assets in cash and U.S. Treasury securities and at least 80% of its assets in U.S. Treasury securities.

Treasury Portfolio normally invests at least 99.5% of its total assets in cash, U.S. Treasury securities and/or repurchase agreements for those securities and at least 80% of its assets in U.S. Treasury securities and repurchase agreements for those securities.

Valuing Shares

Each fund is open for business each day the NYSE is open.

Even if the NYSE is closed, a money market fund will be open for business on those days on which the New York Fed is open, the primary trading markets for the money market fund's portfolio instruments are open, and the money market fund's management believes there is an adequate market to meet purchase and redemption requests.

The NAV is the value of a single share. Fidelity normally calculates NAV each business day as of the times noted in the table below. Each fund's assets normally are valued as of this time for

the purpose of computing NAV. Fidelity calculates NAV separately for each class of shares of a multiple class fund.

Fund	NAV Calculation Times (Eastern Time)
Government Portfolio	4:00 p.m. and 5:00 p.m. ^(a)
Money Market Portfolio	4:00 p.m. and 5:00 p.m. ^(a)
Tax-Exempt Portfolio	4:00 p.m.
Treasury Only Portfolio	4:00 p.m.
Treasury Portfolio	4:00 p.m. and 5:00 p.m. ^(a)

^(a) *When the New York Fed and principal bond markets are open.*

NAV is not calculated and a fund will not process purchase and redemption requests submitted on days when the fund is not open for business. The time at which shares are priced and until which purchase and redemption orders are accepted may be changed as permitted by the Securities and Exchange Commission (SEC).

To the extent that a fund's assets are traded in other markets on days when the fund is not open for business, the value of the fund's assets may be affected on those days. In addition, trading in some of a fund's assets may not occur on days when the fund is open for business.

Each fund's assets are valued on the basis of amortized cost.

Shareholder Information

Additional Information about the Purchase and Sale of Shares

Money Market Portfolio and Tax-Exempt Portfolio are retail money market funds. Shares of Money Market Portfolio and Tax-Exempt Portfolio are available only to accounts beneficially owned by natural persons.

Money Market Portfolio and Tax-Exempt Portfolio will involuntarily redeem accounts that are not beneficially owned by natural persons, as determined by the fund, in order to implement Money Market Portfolio and Tax-Exempt Portfolio's eligibility requirements as a retail money market fund. Shares held by these accounts will be sold at their net asset value per share calculated on the day that the fund closes the account position.

Money Market Portfolio and Tax-Exempt Portfolio's policies and procedures permit the fund to impose a discretionary liquidity fee on redemptions of up to 2% of the value of the shares redeemed if the Adviser, as the delegate of the fund's Board of Trustees, determines it is in the best interests of the fund.

As used in this prospectus, the term "shares" generally refers to the shares offered through this prospectus.

General Information

Ways to Invest

You may buy or sell shares through a

retirement account or an investment professional. When you invest through a retirement account or an investment professional, the procedures for buying, selling, and exchanging shares and the account features, policies, and fees may differ. Additional fees may apply to your investment in shares, including a transaction fee if you buy or sell shares through a broker or other investment professional.

If the fund is your Fidelity® brokerage core, you will pay fees charged in connection with certain activity in your Fidelity® brokerage account directly from your fund investment. Please see your Fidelity® brokerage account materials for additional information.

Information on Placing Orders

You should include the following information with any order:

- Your name
- Your account number
- Type of transaction requested
- Name(s) of fund(s) and class(es)
- Dollar amount or number of shares

Certain methods of contacting Fidelity may be unavailable or delayed (for example, during periods of unusual market activity). In addition, the level and type of service available may be restricted.

Shareholder Information – continued

Frequent Purchases and Redemptions

A fund may reject for any reason, or cancel as permitted or required by law, any purchase or exchange, including transactions deemed to represent excessive trading, at any time.

Excessive trading of fund shares can harm shareholders in various ways, including reducing the returns to long-term shareholders by increasing costs to a fund (such as spreads paid to dealers who sell money market instruments to a fund) and disrupting portfolio management strategies.

The Adviser anticipates that shares of Government Portfolio, Money Market Portfolio, Tax-Exempt Portfolio, Treasury Only Portfolio, and Treasury Portfolio will be purchased and sold frequently because a money market fund is designed to offer a liquid cash option. Accordingly, the Board of Trustees has not adopted policies and procedures designed to discourage excessive trading of fund shares and Government Portfolio, Money Market Portfolio, Tax-Exempt Portfolio, Treasury Only Portfolio, and Treasury Portfolio accommodate frequent trading.

Government Portfolio, Money Market Portfolio, Tax-Exempt Portfolio, Treasury Only Portfolio, and Treasury Portfolio each have no limit on purchase or exchange transactions but may in its discretion restrict, reject, or cancel any purchases that, in the Adviser's opinion, may be disruptive to the management of the fund or oth-

erwise not be in the fund's interests.

Each fund reserves the right at any time to restrict purchases or exchanges or impose conditions that are more restrictive on excessive trading than those stated in this prospectus.

Buying Shares

Eligibility

Shares are generally available only to investors residing in the United States.

Shares of Money Market Portfolio and Tax-Exempt Portfolio, which are retail money market funds, are available only to accounts beneficially owned by natural persons.

Investors may be required to demonstrate eligibility to buy shares of each fund before an investment is accepted.

Minimum Waivers

There is no minimum balance or purchase minimum for mutual funds, qualified tuition programs, accounts for which Fidelity serves as investment manager, or certain programs offered to clients of Fidelity Personal and Workplace Advisors or its affiliates.

Price to Buy

The price to buy one share is its NAV. Shares are sold without a sales charge.

Shares will be bought at the NAV next calculated after an order is received in proper form.

It is the responsibility of your invest-

ment professional to transmit your order to buy shares to Fidelity before the close of business on the day you place your order.

Each fund has authorized certain intermediaries to accept orders to buy shares on its behalf. When authorized intermediaries receive an order in proper form, the order is considered as being placed with the fund, and shares will be bought at the NAV next calculated after the order is received by the authorized intermediary. If applicable, orders by funds of funds for which Fidelity serves as investment manager will be treated as received by the fund at the same time that the corresponding orders are received in proper form by the funds of funds.

Each fund may stop offering shares completely or may offer shares only on a limited basis, for a period of time or permanently, including, if applicable, periods when redemptions are suspended.

If your payment is not received and collected, your purchase may be canceled and you could be liable for any losses or fees a fund or Fidelity has incurred.

If, when you place your wire purchase order, you indicate that Fidelity will receive your wire that day, your wire must be received in proper form by Fidelity at the applicable fund's designated wire bank before the close of the Federal Reserve Wire System on the day of purchase.

Shares can be bought or sold through investment professionals using an

automated order placement and settlement system that guarantees payment for orders on a specified date.

Under applicable anti-money laundering rules and other regulations, purchase orders may be suspended, restricted, or canceled and the monies may be withheld.

Selling Shares

The price to sell one share is its NAV.

Shares will be sold at the NAV next calculated after an order is received in proper form.

Normally, Fidelity will process wire redemptions on the same business day, provided your redemption wire request is received in proper form by Fidelity before the NAV is calculated on that day. All other redemptions will normally be processed by the next business day.

It is the responsibility of your investment professional to transmit your order to sell shares to Fidelity before the close of business on the day you place your order.

Each fund has authorized certain intermediaries to accept orders to sell shares on its behalf. When authorized intermediaries receive an order in proper form, the order is considered as being placed with the fund, and shares will be sold at the NAV next calculated after the order is received by the authorized intermediary. If applicable, orders by funds of funds for which Fidelity serves as investment manager will be treated as received by the fund at the same time that the

Shareholder Information – continued

corresponding orders are received in proper form by the funds of funds.

See "Policies Concerning the Redemption of Fund Shares" below for additional redemption information.

A signature guarantee is designed to protect you and Fidelity from fraud. Fidelity may require that your request be made in writing and include a signature guarantee in certain circumstances, such as:

- When the address on your account (record address) has changed within the last 15 days or you are requesting that a check be mailed to an address different than the record address.
- In certain situations when the redemption proceeds are being transferred to a Fidelity® brokerage or mutual fund account with a different registration.

You should be able to obtain a signature guarantee from a bank, broker-dealer, credit union (if authorized under state law), securities exchange or association, clearing agency, or savings association. A notary public cannot provide a signature guarantee.

When you place an order to sell shares, note the following:

- If you are selling some but not all of your shares, keep your fund balance above the required minimum to keep your fund position open, except fund positions not subject to balance minimums.

- You are advised to place your trades as early in the day as possible and to provide Fidelity with advance notice of large redemptions.

- Redemption proceeds (other than exchanges) may be delayed until money from prior purchases sufficient to cover your redemption has been received and collected.

- Although redemptions will normally be processed on the same business day, under certain circumstances redemptions may be postponed or suspended as permitted pursuant to Section 22(e) of the Investment Company Act of 1940 (1940 Act). Generally under that section, redemptions may be postponed or suspended if (i) the NYSE is closed for trading (other than weekends or holidays) or trading is restricted, (ii) an emergency exists which makes the dispatch of securities owned by a fund or the fair determination of the value of the fund's net assets not reasonably practicable, or (iii) the SEC by order permits the suspension of the right of redemption.

- Redemption proceeds may be paid in securities rather than in cash if the Adviser determines it is in the best interests of a fund.

- You will not receive interest on amounts represented by uncashed redemption checks.

- Under applicable anti-money laundering rules and other regulations, redemption requests may be suspended, restricted, canceled, or processed and the proceeds may be withheld.

- The Board of Trustees may determine that it would not be in a fund's best interests to continue operating under circumstances listed in Rule 22e-3 under the Investment Company Act of 1940, at which point the fund may permanently suspend redemptions and liquidate.

Special Limitations Affecting Redemptions of Money Market Portfolio and Tax-Exempt Portfolio:

Discretionary Liquidity Fees

A fund may impose liquidity fees during adverse market conditions. If, at any time, the fund's Board of Trustees (or its delegate) determines it is in the fund's best interests, the fund must impose a liquidity fee of no more than 2% of the value of the shares redeemed on all fund redemptions.

Any such fee, which may be imposed as early as the same day, would remain in effect until the fund's Board of Trustees (or its delegate) determines that the fee is no longer in the fund's best interests.

Liquidity fees are generally designed to transfer the costs of liquidating fund securities from shareholders who remain in a fund to those who leave the fund during periods when liquidity is scarce or otherwise manage potential dilution and/or liquidity during periods of market stress. The fees are payable to the fund and any fees charged to a shareholder will fully or partially offset the gain or increase the loss realized by that shareholder

upon redemption.

If discretionary liquidity fees are imposed, a fund will notify shareholders on the fund's website or by press release.

Policies Concerning the Redemption of Fund Shares

Regardless of whether your account is held directly with a fund or through an intermediary, a fund typically expects to pay redemption proceeds on the next business day (or earlier to the extent a fund offers a same day settlement feature) following receipt of a redemption order in proper form. Proceeds from the periodic and automatic sale of shares of a Fidelity® money market fund that are used to buy shares of another Fidelity® fund are settled simultaneously. To the extent your account is held through an intermediary, it is the responsibility of your investment professional to transmit your order to sell shares to Fidelity before the close of business on the day you place your order.

As noted elsewhere, payment of redemption proceeds may take longer than the time a fund typically expects and may take up to seven days from the date of receipt of the redemption order as permitted by applicable law.

Redemption Methods Available.

Generally a fund expects to pay redemption proceeds in cash. To do so, a fund typically expects to satisfy redemption requests either by using available cash (or cash equivalents)

Shareholder Information – continued

or by selling portfolio securities. On a less regular basis, a fund may also satisfy redemption requests by utilizing one or more of the following sources, if permitted: borrowing from another Fidelity® fund; drawing on an available line or lines of credit from a bank or banks; or using reverse repurchase agreements (if authorized). These methods may be used during both normal and stressed market conditions.

In addition to paying redemption proceeds in cash, a fund reserves the right to pay part or all of your redemption proceeds in readily marketable securities instead of cash (redemption in-kind). Redemption in-kind proceeds will typically be made by delivering the selected securities to the redeeming shareholder within seven days after the receipt of the redemption order in proper form by a fund.

Converting Shares

You may convert Class I shares of a Fidelity® Investments Money Market Fund to Institutional Class shares of the same fund at any time, provided that you meet the eligibility requirements for Institutional Class. You may contact Fidelity by telephone or by mail to request a conversion.

Conversions to Institutional Class shares may not be available if your account is held through an investment professional or other financial intermediary, such as a bank, broker-dealer, insurance company, third-party administrator, or registered investment adviser. Please contact your investment professional or financial

intermediary to determine if Institutional Class shares are available and to learn about other rules that may apply.

If you no longer meet the minimum balance requirements for Institutional Class, for any reason, the fund may convert your Institutional Class shares to Class I shares. Investors will be notified in writing before any such conversion to Class I shares.

A conversion will be based on the respective NAVs of the two classes, without the imposition of any fees, on the trade date of the conversion. A conversion between share classes of the same fund is a non-taxable event.

Exchanging Shares

An exchange involves the redemption of all or a portion of the shares of one fund and the purchase of shares of another fund.

Shareholders of all funds have the privilege of exchanging shares for the same class of shares of another Fidelity® Investments Money Market Fund or for shares of other Fidelity® funds.

However, you should note the following policies and restrictions governing exchanges:

- Each fund may refuse any exchange purchase for any reason. For example, each fund may refuse exchange purchases by any person or group if, in the Adviser's judgment, the fund would be unable to invest the money effectively in accordance with its investment objective and policies, or would otherwise potentially be adversely affected.

- Before any exchange, read the prospectus for the shares you are purchasing, including any purchase and sale requirements.

- The shares you are acquiring by exchange must be available for sale in your state.

- Exchanges may have tax consequences for you.

- If you are exchanging between accounts that are not registered in the same name, address, and taxpayer identification number (TIN), there may be additional requirements.

- Under applicable anti-money laundering rules and other regulations, exchange requests may be suspended, restricted, canceled, or processed and the proceeds may be withheld.

The funds may terminate or modify exchange privileges in the future.

Other funds may have different exchange restrictions and minimums. Check each fund's prospectus for details.

Account Features and Policies

Features

The following features may be available to buy and sell shares of a fund. Visit www.fidelity.com or institutional.fidelity.com or contact your investment professional for more information.

Electronic Funds Transfer (Fidelity Money Line[®]): electronic money movement through the Automated Clearing House

- To transfer money between a bank account and your fund account.

- You can use electronic funds transfer to:

- Make periodic (automatic) purchases of shares.

- Make periodic (automatic) redemptions of shares.

Wire: electronic money movement through the Federal Reserve wire system

- To transfer money between a bank account and your fund account.

Policies

The following apply to you as a shareholder.

Statements that Fidelity sends to you, if applicable, include the following:

Shareholder Information – continued

- Confirmation statements (after transactions affecting your fund balance except reinvestment of distributions in the fund).
- Monthly or quarterly account statements (detailing fund balances and all transactions completed during the prior month or quarter).

You may initiate many **transactions by telephone or electronically**. Fidelity will not be responsible for any loss, cost, expense, or other liability resulting from unauthorized transactions if it follows reasonable security procedures designed to verify the identity of the investor. Fidelity will request personalized security codes or other information, and may also record calls. For transactions conducted through the Internet, Fidelity recommends the use of an Internet browser with 128-bit encryption. You should verify the accuracy of your confirmation statements upon receipt and notify Fidelity immediately of any discrepancies in your account activity. If you do not want the ability to sell and exchange by telephone, call Fidelity for instructions. Additional documentation may be required from corporations, associations, and certain fiduciaries.

When you sign your **account application**, you will be asked to certify that your social security or taxpayer identification number (TIN) is correct and that you are not subject to backup withholding for failing to report income to the IRS. If you viol-

ate IRS regulations, the IRS can require a fund to withhold an amount subject to the applicable backup withholding rate from your taxable distributions and redemptions.

You may be asked to provide additional information in order for Fidelity to verify your identity in accordance with requirements under anti-money laundering regulations. Accounts may be restricted and/or closed, and the monies withheld, pending verification of this information or as otherwise required under these and other federal regulations. In addition, each fund reserves the right to involuntarily redeem an account in the case of: (i) actual or suspected threatening conduct or actual or suspected fraudulent, illegal or suspicious activity by the account owner or any other individual associated with the account; or (ii) the failure of the account owner to provide information to the funds related to opening the accounts. Your shares will be sold at the NAV, minus any applicable shareholder fees, calculated on the day Fidelity closes your fund position.

If your **fund balance** falls below \$1,000,000 worth of shares for any reason and you do not increase your balance, Fidelity may sell all of your shares and send the proceeds to you after providing you with at least 30 days' notice to reestablish the minimum balance. Your shares will be sold at the NAV, minus any applicable shareholder fees, on the day Fidelity closes your fund position. Certain fund positions are not subject to these

balance requirements and will not be closed for failure to maintain a minimum balance.

Fidelity may charge a **fee for certain services**, such as providing historical account documents.

Dividends and Capital Gain Distributions

Each fund earns interest, dividends, and other income from its investments, and distributes this income (less expenses) to shareholders as dividends. Each fund may also realize capital gains from its investments, and distributes these gains (less losses), if any, to shareholders as capital gain distributions.

Distributions from a money market fund consist primarily of dividends. A money market fund normally declares dividends daily and pays them monthly.

Dividends declared for each of Government Portfolio, Money Market Portfolio, and Treasury Portfolio are based on estimates of income for the fund. Actual income may differ from estimates, and differences, if any, will be included in the calculation of subsequent dividends.

You may request to have dividends redeemed from an account closed during the month paid when the account is closed. A fund reserves the right to limit this service.

Earning Dividends

A fund processes purchase and re-

demption requests only on days it is open for business.

Shares purchased by a wire order prior to 12:00 noon Eastern time for Tax-Exempt Portfolio, prior to 2:00 p.m. Eastern time for Treasury Only Portfolio, or prior to 5:00 p.m. Eastern time for Government Portfolio, Money Market Portfolio, and Treasury Portfolio, with receipt of the wire in proper form before the close of the Federal Reserve Wire System on that day, generally begin to earn dividends on the day of purchase.

Shares purchased by all other orders generally begin to earn dividends on the first business day following the day of purchase.

Shares redeemed by a wire order prior to 12:00 noon Eastern time for Tax-Exempt Portfolio, prior to 2:00 p.m. Eastern time for Treasury Only Portfolio, or prior to 5:00 p.m. Eastern time for Government Portfolio, Money Market Portfolio, and Treasury Portfolio generally earn dividends through the day prior to the day of redemption.

Shares redeemed by all other orders generally earn dividends until, but not including, the next business day following the day of redemption.

Exchange requests will be processed only when both funds are open for business.

Money market funds that allow wire purchases reserve the right to change the time of day by which wire purchase and redemption orders for

Shareholder Information – continued

shares must be placed for purposes of earning dividends.

Distribution Options

When you open an account, specify how you want to receive your distributions. The following distribution options are available:

1. Reinvestment Option.

Any dividends and capital gain distributions will be automatically reinvested in additional shares. If you do not indicate a choice, you will be assigned this option.

2. Cash Option.

Any dividends and capital gain distributions will be paid in cash.

Not all distribution options may be available for every account and certain restrictions may apply. If the option you prefer is not listed on your account application, or if you want to change your current option, contact Fidelity or your investment professional directly.

If you elect to receive distributions paid in cash by check and the U.S. Postal Service does not deliver your checks, your distribution option may be converted to the Reinvestment Option. You will not receive interest on amounts represented by uncashed distribution checks.

Tax Consequences

As with any investment, your investment in a fund could have tax con-

sequences for you (for non-retirement accounts).

Distributions you receive from Government Portfolio, Money Market Portfolio, Treasury Only Portfolio, and Treasury Portfolio are subject to federal income tax, and may also be subject to state or local taxes. A portion of Government Portfolio's, Treasury Only Portfolio's, and Treasury Portfolio's dividends may be exempt from state and local taxation to the extent that they are derived from certain U.S. Government securities and meet certain requirements.

The municipal fund seeks to earn income and pay dividends exempt from federal income tax.

Income exempt from federal income tax may be subject to state or local tax. A portion of the dividends you receive from the municipal fund may be subject to federal and state income taxes. You may also receive taxable distributions attributable to the municipal fund's sale of municipal bonds.

For federal tax purposes, certain of each fund's distributions, including each taxable fund's dividends and each fund's distributions of short-term capital gains and gains on the sale of bonds characterized as market discount, are taxable to you as ordinary income. Because each taxable fund's income is primarily derived from interest, dividends from each taxable fund generally will not qualify for the long-term capital gains tax rates available to individuals. Each fund's distributions of long-term capital gains, if

any, are taxable to you generally as capital gains for federal tax purposes.

Any taxable distributions you receive from a fund will normally be taxable to you when you receive them, regardless of your distribution option.

For each fund, if you elect to receive distributions in cash, you will receive certain December distributions in January, but those distributions will be taxable as if you received them on December 31.

Fund Services

Fund Management

Each fund is a mutual fund, an investment that pools shareholders' money and invests it toward a specified goal.

Adviser

FMR. The Adviser is each fund's manager. The address of the Adviser is 245 Summer Street, Boston, Massachusetts 02210.

As of December 31, 2023, the Adviser had approximately \$3.9 trillion in discretionary assets under management, and approximately \$4.9 trillion when combined with all of its affiliates' assets under management.

As the manager, the Adviser has overall responsibility for directing each fund's investments and handling its business affairs.

Sub-Adviser(s)

FMR Investment Management (UK) Limited (FMR UK), at 1 St. Martin's Le Grand, London, EC1A 4AS, United Kingdom, serves as a sub-adviser for each fund. As of December 31, 2023, FMR UK had approximately \$14.6 billion in discretionary assets under management. FMR UK is an affiliate of the Adviser.

FMR UK may provide investment research and advice on issuers based outside the United States and may also provide investment advisory services for Government Portfolio, Money Market Portfolio, Tax-Exempt Portfolio, Treasury Only Portfolio, and Treasury Portfolio.

Fidelity Management & Research (Hong Kong) Limited (FMR H.K.), at Floor 19, 41 Connaught Road Central, Hong Kong, serves as a sub-adviser for each fund. As of December 31, 2023, FMR H.K. had approximately \$24.4 billion in discretionary assets under management. FMR H.K. is an affiliate of the Adviser.

FMR H.K. may provide investment research and advice on issuers based outside the United States and may also provide investment advisory services for Government Portfolio, Money Market Portfolio, Tax-Exempt Portfolio, Treasury Only Portfolio, and Treasury Portfolio.

Fidelity Management & Research (Japan) Limited (FMR Japan), at Kamiyacho Prime Place, 1-17, Toranomon-4-Chome, Minato-ku, Tokyo, Japan, serves as a sub-adviser for each fund. As of March 31, 2023, FMR Japan had approximately \$2.9 billion in discretionary assets under management. FMR Japan is an affiliate of the Adviser.

FMR Japan may provide investment research and advice on issuers based outside the United States and may also provide investment advisory services for Government Portfolio, Money Market Portfolio, Tax-Exempt Portfolio, Treasury Only Portfolio, and Treasury Portfolio.

From time to time a manager, analyst, or other Fidelity employee may express views regarding a particular company, security, industry, or market sector. The views expressed by

any such person are the views of only that individual as of the time expressed and do not necessarily represent the views of Fidelity or any other person in the Fidelity organization. Any such views are subject to change at any time based upon market or other conditions and Fidelity disclaims any responsibility to update such views. These views may not be relied on as investment advice and, because investment decisions for a fund are based on numerous factors, may not be relied on as an indication of trading intent on behalf of any fund.

Advisory Fee(s)

Each fund pays a management fee to the Adviser.

The management fee is calculated and paid to the Adviser every month.

The annual management fee rate, as a percentage of each fund's average net assets, is shown in the following table:

Fund	Management Fee Rate
Government Portfolio	0.14%
Money Market Portfolio	0.14%
Tax-Exempt Portfolio	0.14%
Treasury Only Portfolio	0.14%
Treasury Portfolio	0.14%

The Adviser pays FMR Investment Management (UK) Limited, Fidelity Management & Research (Hong Kong) Limited, and Fidelity Management & Research (Japan) Limited for providing sub-advisory services.

The basis for the Board of Trustees approving the management contract

and sub-advisory agreements for each fund is available in each fund's semi-annual report for the fiscal period ended September 30, 2023, and in each fund's annual report for the fiscal period ended March 31, 2024.

From time to time, the Adviser or its affiliates may agree to reimburse or waive certain fund expenses while retaining the ability to be repaid if expenses fall below the specified limit prior to the end of the fiscal year.

Reimbursement or waiver arrangements can decrease expenses and boost performance.

Fund Distribution

Each fund is composed of multiple classes of shares. All classes of a fund have a common investment objective and investment portfolio.

FDC distributes Class I shares.

Intermediaries may receive from the Adviser, FDC, and/or their affiliates compensation for their services intended to result in the sale of Class I shares.

This compensation may take the form of payments for additional distribution-related activities and/or shareholder services and payments for educational seminars and training, including seminars sponsored by Fidelity, or by an intermediary.

These payments are described in more detail in this section and in the Statement of Additional Information (SAI).

Fund Services – continued

Please speak with your investment professional to learn more about any payments his or her firm may receive from the Adviser, FDC, and/or their affiliates, as well as fees and/or commissions the investment professional charges. You should also consult disclosures made by your investment professional at the time of purchase.

Distribution and Service Plan(s)

Class I of each fund has adopted a Distribution and Service Plan pursuant to Rule 12b-1 under the 1940 Act that recognizes that the Adviser may use its management fee revenues, as well as its past profits or its resources from any other source, to pay FDC for expenses incurred in connection with providing services intended to result in the sale of Class I shares and/or shareholder support services. The Adviser, directly or through FDC, may pay significant amounts to intermediaries that provide those services. Currently, the Board of Trustees of each fund has authorized such payments for Class I.

If payments made by the Adviser to FDC or to intermediaries under a Distribution and Service Plan were considered to be paid out of a class's assets on an ongoing basis, they might increase the cost of your investment and might cost you more than paying other types of sales charges.

No dealer, sales representative, or any other person has been authorized to give any information or to make any representations, other than those con-

tained in this prospectus and in the related SAI, in connection with the offer contained in this prospectus. If given or made, such other information or representations must not be relied upon as having been authorized by the funds or FDC. This prospectus and the related SAI do not constitute an offer by the funds or by FDC to sell shares of the funds to, or to buy shares of the funds from, any person to whom it is unlawful to make such offer.

Appendix

Financial Highlights

Financial Highlights are intended to help you understand the financial history of fund shares for the past 5 years (or, if shorter, the period of operations). Certain information reflects financial results for a single share. The total returns in the table represent the rate that an investor would have earned (or lost) on an

investment in shares (assuming reinvestment of all dividends and distributions). The annual information has been audited by Deloitte & Touche LLP, independent registered public accounting firm, whose report, along with fund financial statements, is included in the annual report. Annual reports are available for free upon request.

Government Portfolio Class I

Years ended March 31, Selected Per-Share Data	2024	2023	2022	2021	2020
Net asset value, beginning of period	\$ 1.00	\$ 1.00	\$ 1.00	\$ 1.00	\$ 1.00
Income from Investment Operations					
Net investment income (loss) ^A	.051	.025	-. ^B	-. ^B	.018
Net realized and unrealized gain (loss) ^B	-	-	-	-	-
Total from investment operations	.051	.025	-. ^B	-. ^B	.018
Distributions from net investment income	(.051)	(.025)	-. ^B	-. ^B	(.018)
Distributions from net realized gain	-	-	-. ^B	-	-
Total distributions	(.051)	(.025)	-. ^B	-. ^B	(.018)
Net asset value, end of period	\$ 1.00	\$ 1.00	\$ 1.00	\$ 1.00	\$ 1.00
Total Return ^C	5.26%	2.57%	.02%	.04%	1.83%
Ratios to Average Net Assets ^{A,D,E}					
Expenses before reductions	.21%	.21%	.20%	.20%	.21%
Expenses net of fee waivers, if any	.18%	.18%	.08%	.15%	.18%
Expenses net of all reductions	.18%	.18%	.08%	.15%	.18%
Net investment income (loss)	5.14%	2.61%	.01%	.05%	1.77%

Supplemental Data

Net assets, end of period (in millions)	\$ 42,266	\$ 44,905	\$ 30,836	\$ 33,508	\$ 45,360
---	-----------	-----------	-----------	-----------	-----------

^A Net investment income (loss) is affected by the timing of the declaration of dividends by any underlying mutual funds or exchange-traded funds (ETFs). Net investment income (loss) of any mutual funds or ETFs is not included in the Fund's net investment income (loss) ratio.

^B Amount represents less than \$.0005 per share.

^C Total returns would have been lower if certain expenses had not been reduced during the applicable periods shown.

^D Fees and expenses of any underlying mutual funds or exchange-traded funds (ETFs) are not included in the Fund's expense ratio. The Fund indirectly bears its proportionate share of these expenses.

^E Expense ratios reflect operating expenses of the class. Expenses before reductions do not reflect amounts reimbursed, waived, or reduced through arrangements with the investment adviser, brokerage services, or other offset arrangements, if applicable, and do not represent the amount paid by the class during periods when reimbursements, waivers or reductions occur.

Appendix – continued

Money Market Portfolio Class I

Years ended March 31,	2024	2023	2022	2021	2020
Selected Per-Share Data					
Net asset value, beginning of period	\$ 1.00	\$ 1.00	\$ 1.00	\$ 1.00	\$ 1.00
Income from Investment Operations					
Net investment income (loss) ^A	.052	.028	- ^B	.002	.020
Net realized and unrealized gain (loss) ^B	-	-	-	-	-
Total from investment operations	.052	.028	- ^B	.002	.020
Distributions from net investment income	(.052)	(.028)	- ^B	(.002)	(.020)
Total distributions	(.052)	(.028)	- ^B	(.002)	(.020)
Net asset value, end of period	\$ 1.00	\$ 1.00	\$ 1.00	\$ 1.00	\$ 1.00
Total Return ^C	5.33%	2.81%	.02%	.15%	2.01%
Ratios to Average Net Assets ^{A,D,E}					
Expenses before reductions	.21%	.21%	.21%	.21%	.21%
Expenses net of fee waivers, if any	.18%	.18%	.16%	.18%	.18%
Expenses net of all reductions	.18%	.18%	.16%	.18%	.18%
Net investment income (loss)	5.22%	3.25%	.02%	.16%	1.96%
Supplemental Data					
Net assets, end of period (in millions)	\$ 55,980	\$ 42,432	\$ 16,745	\$ 21,937	\$ 25,801

^A Net investment income (loss) is affected by the timing of the declaration of dividends by any underlying mutual funds or exchange-traded funds (ETFs). Net investment income (loss) of any mutual funds or ETFs is not included in the Fund's net investment income (loss) ratio.

^B Amount represents less than \$.0005 per share.

^C Total returns would have been lower if certain expenses had not been reduced during the applicable periods shown.

^D Fees and expenses of any underlying mutual funds or exchange-traded funds (ETFs) are not included in the Fund's expense ratio. The Fund indirectly bears its proportionate share of these expenses.

^E Expense ratios reflect operating expenses of the class. Expenses before reductions do not reflect amounts reimbursed, waived, or reduced through arrangements with the investment adviser, brokerage services, or other offset arrangements, if applicable, and do not represent the amount paid by the class during periods when reimbursements, waivers or reductions occur.

Tax-Exempt Portfolio Class I

Years ended March 31,	2024	2023	2022	2021	2020
Selected Per-Share Data					
Net asset value, beginning of period	\$ 1.00	\$ 1.00	\$ 1.00	\$ 1.00	\$ 1.00
Income from Investment Operations					
Net investment income (loss) ^A	.033	.017	- ^B	.001	.013
Net realized and unrealized gain (loss)	- ^B	- ^B	- ^B	- ^B	.001
Total from investment operations	.033	.017	- ^B	.001	.014
Distributions from net investment income	(.033)	(.017)	- ^B	(.001)	(.013)

Years ended March 31,	2024	2023	2022	2021	2020
Distributions from net realized gain	-	-	-	-	- ^B
Total distributions	(.033)	(.017)	- ^B	(.001)	(.014) ^C
Net asset value, end of period	\$ 1.00	\$ 1.00	\$ 1.00	\$ 1.00	\$ 1.00
Total Return^D	3.33%	1.72%	.03%	.12%	1.36%

Ratios to Average Net Assets^{A,E,F}

Expenses before reductions	.22%	.22%	.22%	.22%	.21%
Expenses net of fee waivers, if any	.18%	.18%	.10%	.17%	.18%
Expenses net of all reductions	.18%	.18%	.10%	.17%	.18%
Net investment income (loss)	3.28%	1.73%	.03%	.13%	1.34%

Supplemental Data

Net assets, end of period (in millions)	\$ 8,509	\$ 6,275	\$ 4,457	\$ 4,748	\$ 6,568
---	----------	----------	----------	----------	----------

^A Net investment income (loss) is affected by the timing of the declaration of dividends by any underlying mutual funds or exchange-traded funds (ETFs). Net investment income (loss) of any mutual funds or ETFs is not included in the Fund's net investment income (loss) ratio.

^B Amount represents less than \$.0005 per share.

^C Total distributions per share do not sum due to rounding.

^D Total returns would have been lower if certain expenses had not been reduced during the applicable periods shown.

^E Fees and expenses of any underlying mutual funds or exchange-traded funds (ETFs) are not included in the Fund's expense ratio. The Fund indirectly bears its proportionate share of these expenses. For additional expense information related to investments in Fidelity Central Funds, please refer to the "Investments in Fidelity Central Funds" note found in the Notes to Financial Statements section of the most recent Annual or Semi-Annual report.

^F Expense ratios reflect operating expenses of the class. Expenses before reductions do not reflect amounts reimbursed, waived, or reduced through arrangements with the investment adviser, brokerage services, or other offset arrangements, if applicable, and do not represent the amount paid by the class during periods when reimbursements, waivers or reductions occur.

Treasury Only Portfolio Class I

Years ended March 31,	2024	2023	2022	2021	2020
Selected Per-Share Data					
Net asset value, beginning of period	\$ 1.00	\$ 1.00	\$ 1.00	\$ 1.00	\$ 1.00
Income from Investment Operations					
Net investment income (loss) ^A	.050	.025	- ^B	- ^B	.018
Net realized and unrealized gain (loss) ^B	-	-	-	-	-
Total from investment operations	.050	.025	- ^B	- ^B	.018
Distributions from net investment income	(.050)	(.025)	- ^B	- ^B	(.018)
Distributions from net realized gain	-	-	- ^B	-	-
Total distributions	(.050)	(.025)	- ^B	- ^B	(.018)
Net asset value, end of period	\$ 1.00	\$ 1.00	\$ 1.00	\$ 1.00	\$ 1.00
Total Return^C	5.14%	2.50%	.02%	.04%	1.80%

Ratios to Average Net Assets^{A,D,E}

Expenses before reductions	.21%	.21%	.21%	.21%	.22%
Expenses net of fee waivers, if any	.18%	.18%	.08%	.15%	.18%
Expenses net of all reductions	.18%	.18%	.08%	.15%	.18%

Appendix – continued

Years ended March 31,	2024	2023	2022	2021	2020
Net investment income (loss)	5.04%	2.53%	.02%	.05%	1.72%
Supplemental Data					
Net assets, end of period (in millions)	\$ 18,071	\$ 14,612	\$ 12,146	\$ 10,871	\$ 15,058

- ^A Net investment income (loss) is affected by the timing of the declaration of dividends by any underlying mutual funds or exchange-traded funds (ETFs). Net investment income (loss) of any mutual funds or ETFs is not included in the Fund's net investment income (loss) ratio.
- ^B Amount represents less than \$.0005 per share.
- ^C Total returns would have been lower if certain expenses had not been reduced during the applicable periods shown.
- ^D Fees and expenses of any underlying mutual funds or exchange-traded funds (ETFs) are not included in the Fund's expense ratio. The Fund indirectly bears its proportionate share of these expenses.
- ^E Expense ratios reflect operating expenses of the class. Expenses before reductions do not reflect amounts reimbursed, waived, or reduced through arrangements with the investment adviser, brokerage services, or other offset arrangements, if applicable, and do not represent the amount paid by the class during periods when reimbursements, waivers or reductions occur.

Treasury Portfolio Class I

Years ended March 31,	2024	2023	2022	2021	2020
Selected Per-Share Data					
Net asset value, beginning of period	\$ 1.00	\$ 1.00	\$ 1.00	\$ 1.00	\$ 1.00
Income from Investment Operations					
Net investment income (loss) ^A	.051	.026	- ^B	- ^B	.018
Net realized and unrealized gain (loss) ^B	-	-	-	-	-
Total from investment operations	.051	.026	- ^B	- ^B	.018
Distributions from net investment income	(.051)	(.026)	- ^B	- ^B	(.018)
Distributions from net realized gain	-	-	- ^B	-	-
Total distributions	(.051)	(.026)	- ^B	- ^B	(.018)
Net asset value, end of period	\$ 1.00	\$ 1.00	\$ 1.00	\$ 1.00	\$ 1.00
Total Return ^C	5.25%	2.62%	.02%	.05%	1.82%

Ratios to Average Net Assets ^{A,D,E}

Expenses before reductions	.21%	.21%	.21%	.21%	.21%
Expenses net of fee waivers, if any	.18%	.18%	.08%	.15%	.18%
Expenses net of all reductions	.18%	.18%	.08%	.15%	.18%
Net investment income (loss)	5.13%	2.96%	.01%	.06%	1.77%

Supplemental Data

Net assets, end of period (in millions)	\$ 22,862	\$ 22,834	\$ 9,402	\$ 10,411	\$ 12,043
---	-----------	-----------	----------	-----------	-----------

- ^A Net investment income (loss) is affected by the timing of the declaration of dividends by any underlying mutual funds or exchange-traded funds (ETFs). Net investment income (loss) of any mutual funds or ETFs is not included in the Fund's net investment income (loss) ratio.
- ^B Amount represents less than \$.0005 per share.
- ^C Total returns would have been lower if certain expenses had not been reduced during the applicable periods shown.
- ^D Fees and expenses of any underlying mutual funds or exchange-traded funds (ETFs) are not included in the Fund's expense ratio. The Fund indirectly bears its proportionate share of these expenses.
- ^E Expense ratios reflect operating expenses of the class. Expenses before reductions do not reflect amounts reimbursed, waived, or reduced through arrangements with the investment adviser, brokerage services, or other offset arrangements, if applicable, and do not represent the amount paid by the class during periods when reimbursements, waivers or reductions occur.

Notes

IMPORTANT INFORMATION ABOUT OPENING A NEW ACCOUNT

To help the government fight the funding of terrorism and money laundering activities, the Uniting and Strengthening America by Providing Appropriate Tools Required to Intercept and Obstruct Terrorism Act of 2001 (USA PATRIOT ACT), requires all financial institutions to obtain, verify, and record information that identifies each person or entity that opens an account.

For individual investors opening an account: When you open an account, you will be asked for your name, address, date of birth, and other information that will allow Fidelity to identify you. You may also be asked to provide documents that may help to establish your identity, such as your driver's license.

For investors other than individuals: When you open an account, you will be asked for the name of the entity, its principal place of business and taxpayer identification number (TIN). You will be asked to provide information about the entity's control person and beneficial owners, and person(s) with authority over the account, including name, address, date of birth and social security number. You may also be asked to provide documents, such as drivers' licenses, articles of incorporation, trust instruments or partnership agreements and other information that will help Fidelity identify the entity.

You can obtain additional information about the funds. A description of each fund's policies and procedures for disclosing its holdings is available in the funds' Statement of Additional Information (SAI) and on Fidelity's web sites. The SAI also includes more detailed information about each fund and its investments. The SAI is incorporated herein by reference (legally forms a part of the prospectus). Each fund's annual and semi-annual reports also include additional information.

For a free copy of any of these documents or to request other information or ask questions about a fund, call Fidelity at 1-877-297-2952. In addition, you may visit Fidelity's web site at www.fidelity.com or institutional.fidelity.com for a free copy of a prospectus, SAI, or annual or semi-annual report or to request other information.

The SAI, the funds' annual and semi-annual reports and other related materials are available from the Electronic Data Gathering, Analysis, and Retrieval (EDGAR) Database on the SEC's web site (<http://www.sec.gov>). You can obtain copies of this information, after paying a duplicating fee, by sending a request by e-mail to publicinfo@sec.gov or by writing the Public Reference Section of the SEC, Washington, D.C. 20549-1520. You can also review and copy information about the funds, including the funds' SAI, at the SEC's Public Reference Room in Washington, D.C. Call 1-202-551-8090 for information on the operation of the SEC's Public Reference Room.

Investment Company Act of 1940, File Number(s), 811-03320

Fidelity Distributors Company LLC (FDC) is a member of the Securities Investor Protection Corporation (SIPC). You may obtain information about SIPC, including the SIPC brochure, by visiting www.sipc.org or calling SIPC at 202-371-8300.

Fidelity, the Fidelity Investments Logo and all other Fidelity trademarks or service marks used herein are trademarks or service marks of FMR LLC. Any third-party marks that are used herein are trademarks or service marks of their respective owners. © 2024 FMR LLC. All rights reserved.